

Our range of funds **Seven Force**

Absolute Return and Defined Risk



ISR - ESG
SFDR ARTICLE - 8

INVESTISSEMENT SOCIALEMENT RESPONSABLE
ENVIRONNEMENTAUX, SOCIAUX ET DE GOUVERNANCE

[Updated on July 31, 2024]

SEVEN CAPITAL MANAGEMENT

39 rue Marbeuf 75008 Paris – France – Tel. +33 1 42 33 04 05

Société par Actions Simplifiée SAS – Agréée par l'AMF N° GP 06000045 – Capital de 560 000 euros – RCS B 491 390 464

www.seven-cm.com

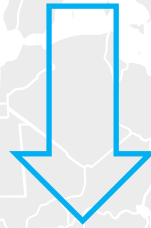
www.amf-france.org

Les performances passées ne sont pas un indicateur fiable des performances futures

Overhaul of the existing range

Euro Low Volatility

Seven Diversified



SEVEN FORCE

An Absolute Return Long Only range of funds

SEVEN FORCE 2

SEVEN FORCE 5

SEVEN FORCE 10

SEVEN CAPITAL MANAGEMENT

39 rue Marbeuf 75008 Paris – France – Tel. +33 1 42 33 04 05

Société par Actions Simplifiée SAS – Agréée par l'AMF N° GP 06000045 – Capital de 560 000 euros – RCS B 491 390 464

www.seven-cm.com

www.amf-france.org

Les performances passées ne sont pas un indicateur fiable des performances futures

Targets

➤ **Providing absolute return, uncorrelated from any index in a diversified universe:**

- Ultra liquide : Equity large cap and regulated Futures market
- Diversification : Equity World / Fixed Income EUR/US/YEN

➤ **Choose your degree of risk**

➤ **Max Draw Down control**

SEVEN FORCE 2

SEVEN FORCE 5

SEVEN FORCE 10

SEVEN CAPITAL MANAGEMENT

39 rue Marbeuf 75008 Paris – France – Tel. +33 1 42 33 04 05

Société par Actions Simplifiée SAS – Agréée par l'AMF N° GP 06000045 – Capital de 560 000 euros – RCS B 491 390 464

www.seven-cm.com

www.amf-france.org

Les performances passées ne sont pas un indicateur fiable des performances futures

Targets

SEVEN FORCE 2

SEVEN FORCE 5

SEVEN FORCE 10

RETURN

2%

5%

10%

VOLATILITY

2%

6%

10%

Max Draw Down

3%

9%

15%

Same
UNIVERSE

SEVEN

FORCE 2
FORCE 5
FORCE 10

Same
PROCESS

SEVEN CAPITAL MANAGEMENT

39 rue Marbeuf 75008 Paris – France – Tel. +33 1 42 33 04 05

Société par Actions Simplifiée SAS – Agréée par l'AMF N° GP 06000045 – Capital de 560 000 euros – RCS B 491 390 464

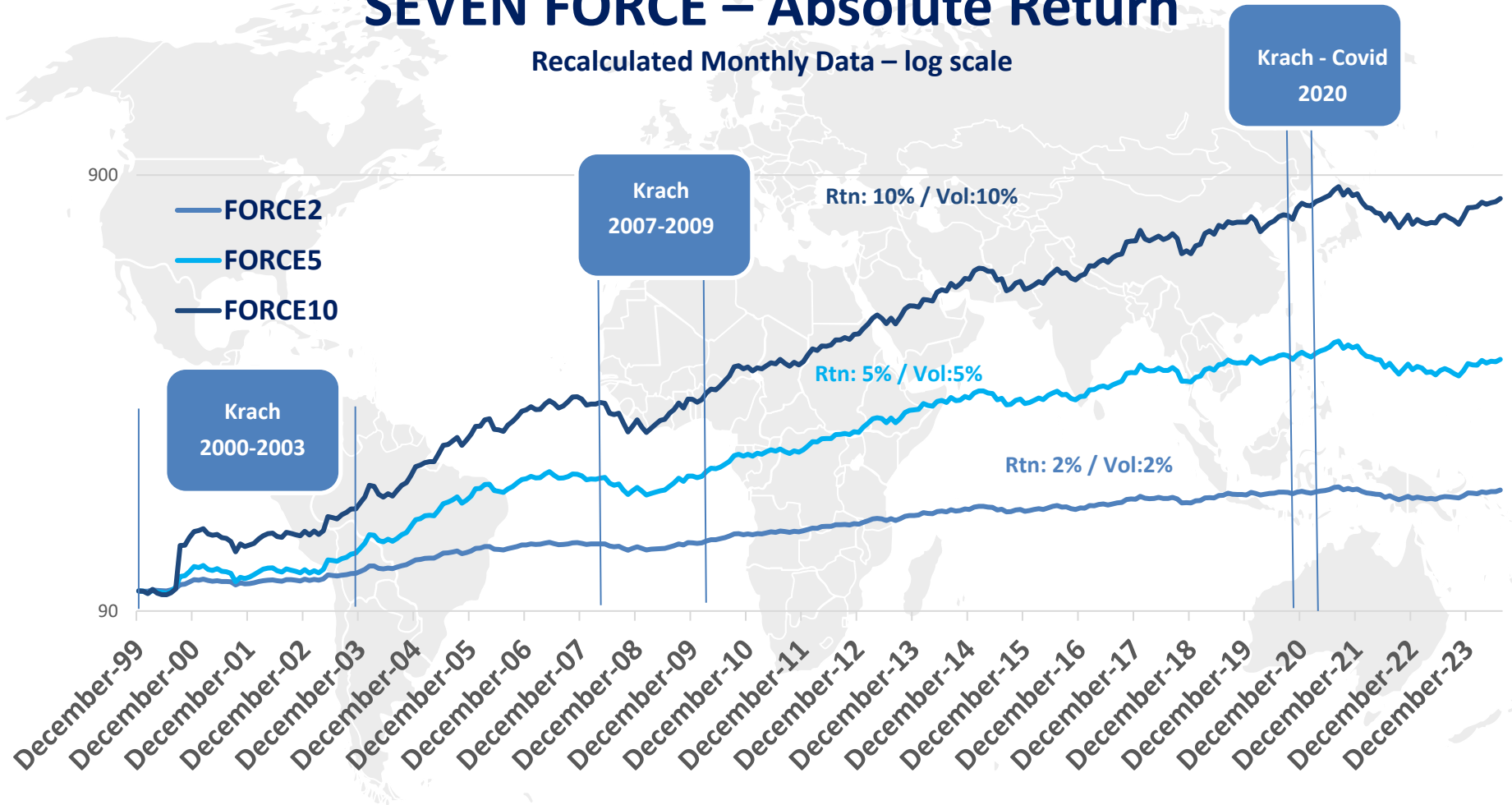
www.seven-cm.com

www.amf-france.org



SEVEN FORCE – Absolute Return

Recalculated Monthly Data – log scale



SEVEN CAPITAL MANAGEMENT

39 rue Marbeuf 75008 Paris – France – Tel. +33 1 42 33 04 05
 Société par Actions Simplifiée SAS – Agréée par l'AMF N° GP 06000045 – Capital de 560 000 euros – RCS B 491 390 464
www.seven-cm.com
www.amf-france.org

Les performances passées ne sont pas un indicateur fiable des performances futures





INVESTMENT PROCESS

SEVEN CAPITAL MANAGEMENT

39 rue Marbeuf 75008 Paris – France – Tel. +33 1 42 33 04 05

Société par Actions Simplifiée SAS – Agréé par l'AMF N° GP 06000045 – Capital de 560 000 euros – RCS B 491 390 464

www.seven-cm.com

www.amf-france.org

Les performances passées ne sont pas un indicateur fiable des performances futures

INVESTMENT PROCESS : 4 PRINCIPLES

- Equity large cap
- Futures Index & Fixed Income
- Euro Zone TBills

LIQUIDITY

- Volatility control
- Draw Down Control

FLEXIBILITY

MOMENTUM

- medium-term / long-term
- Price driven/ macro driven

SYSTEMATIC

- rigor and discipline
- no emotion no bias

SEVEN CAPITAL MANAGEMENT

39 rue Marbeuf 75008 Paris – France – Tel. +33 1 42 33 04 05

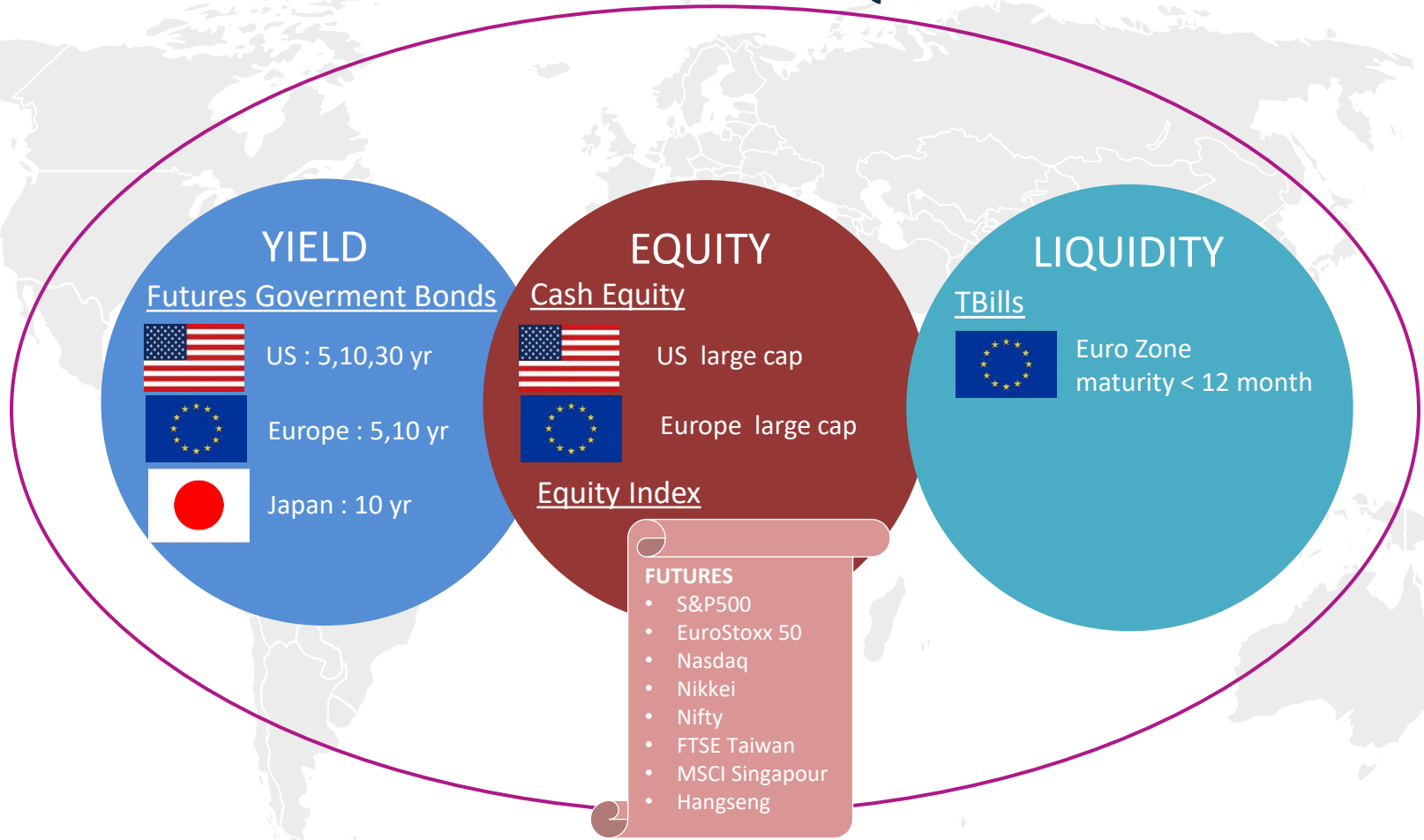
Société par Actions Simplifiée SAS – Agrée par l'AMF N° GP 06000045 – Capital de 560 000 euros – RCS B 491 390 464

www.seven-cm.com

www.amf-france.org

Les performances passées ne sont pas un indicateur fiable des performances futures

INVESTMENT UNIVERSE : LIQUIDITY PRINCIPLE



SEVEN CAPITAL MANAGEMENT

39 rue Marbeuf 75008 Paris – France – Tel. +33 1 42 33 04 05
Société par Actions Simplifiée SAS – Agrée par l'AMF N° GP 06000045 – Capital de 560 000 euros – RCS B 491 390 464
www.seven-cm.com
www.amf-france.org

Les performances passées ne sont pas un indicateur fiable des performances futures

INVESTMENT PROCESS : 3 STEPS

1/MAX THEORETICAL ALLOCATION

Fonction off:

- volatility
- Max Draw Down

2/ POSITIONNING

Fonction off:

- Macros indicators
- Technical indicators

3/ FINAL ALLOCATION

SEVEN CAPITAL MANAGEMENT

39 rue Marbeuf 75008 Paris – France – Tel. +33 1 42 33 04 05

Société par Actions Simplifiée SAS – Agrée par l'AMF N° GP 06000045 – Capital de 560 000 euros – RCS B 491 390 464

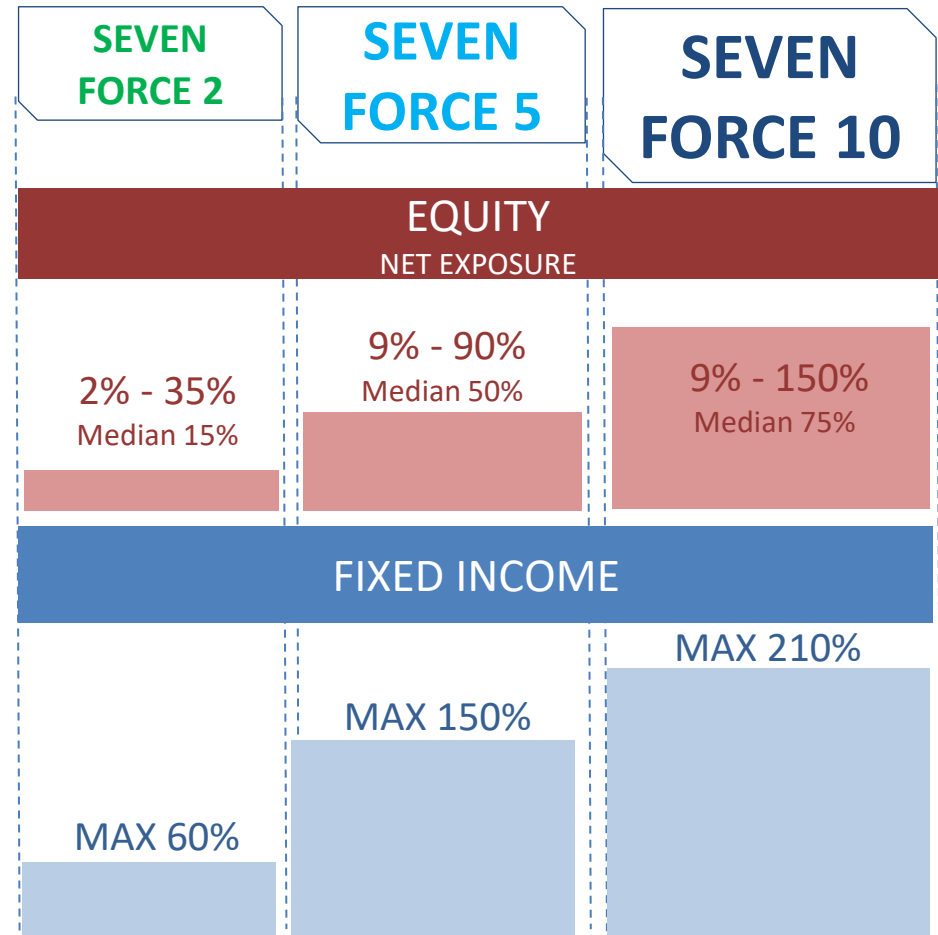
www.seven-cm.com

www.amf-france.org

STEP 1 : MAX THEORITICAL ALLOCATION

The **MAXs per class** are defined to respect the constraints of :

- **volatility**
- **max Draw Down**



STEP 2 : POSITIONNING : SYSTEMATIC MOMENTUM PRINCIPLE

Within each class and for each market, the final allocation is determined and adjusted daily using three distinct approaches:

1

Macro momentum



Economic indicators reflect the health of the global economy

Analysing their trends provides a source of invaluable information

Circuit breakers are in place to counter risks of the macroeconomy and the stock markets decoupling

2

Price momentum



Investment strategies that have shown their mettle

Newton's law applied to investing:

“unless external forces and factors come into play, a market's momentum should remain the same”

3

Risk momentum



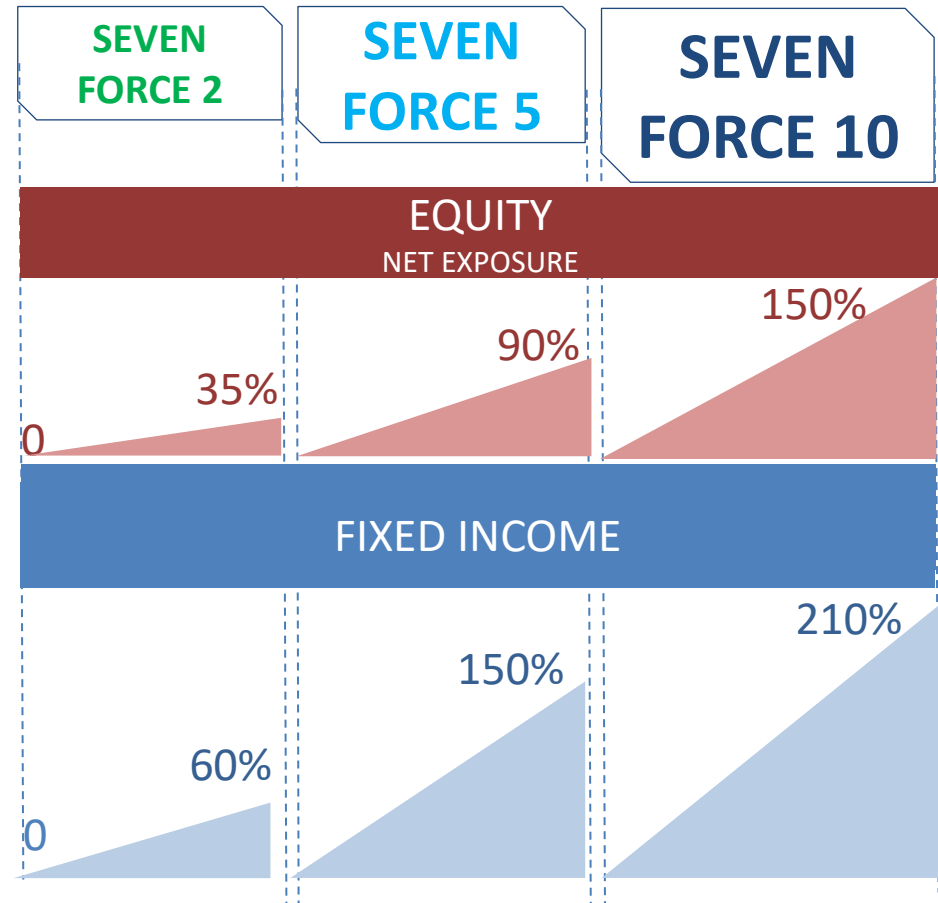
Allows us to scratch beneath the surface

High volatility is associated with a bear market

Low volatility is associated with a bull market

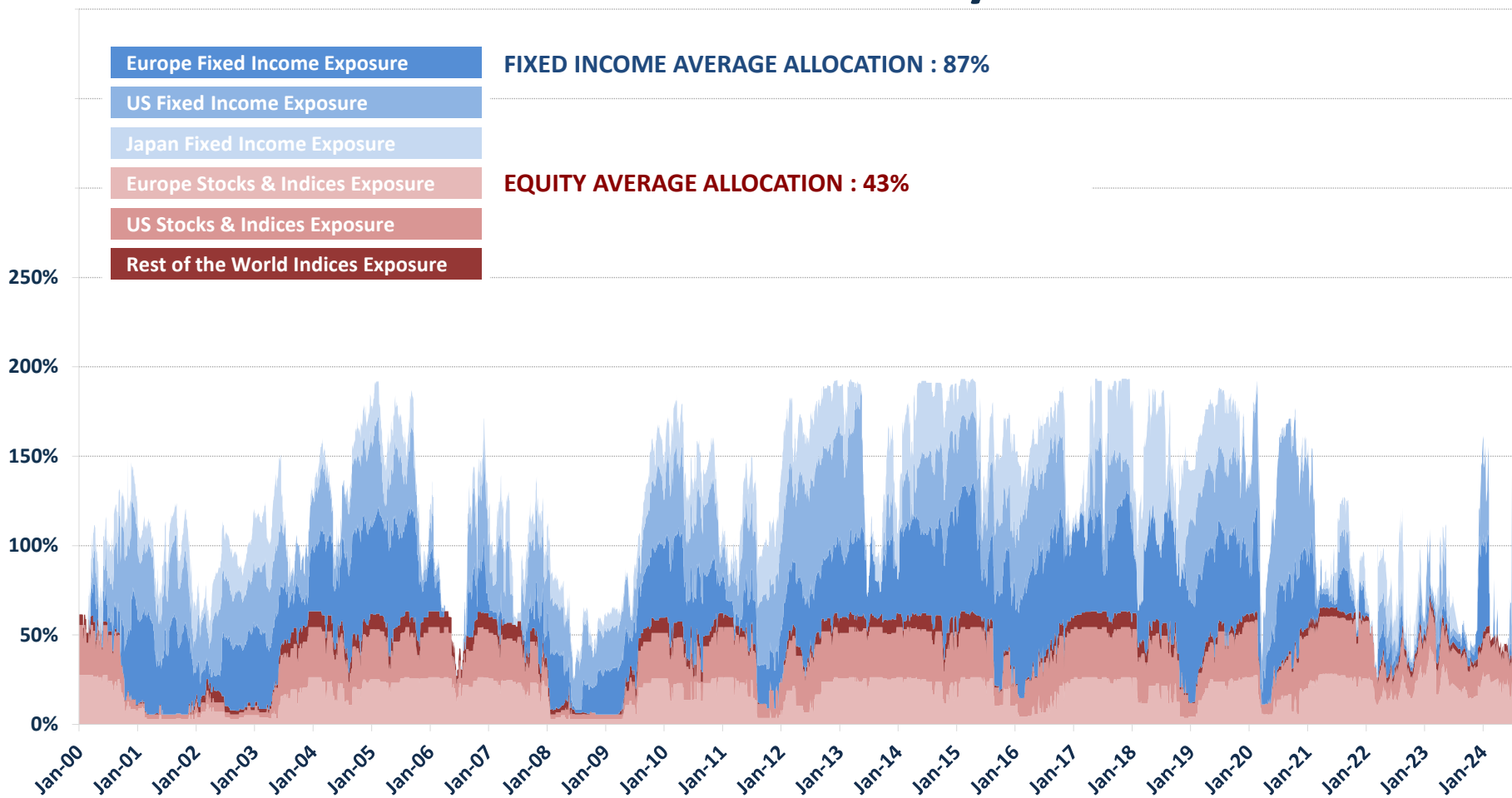
STEP 3 : FINAL ALLOCATION : FLEXIBILITY PRINCIPLE

The principle of **FLEXIBILITY** can lead to net zero exposures to rates and equities



Exposure

SEVEN FORCE 5 – Flexibility illustration



SEVEN CAPITAL MANAGEMENT

39 rue Marbeuf 75008 Paris – France – Tel. +33 1 42 33 04 05

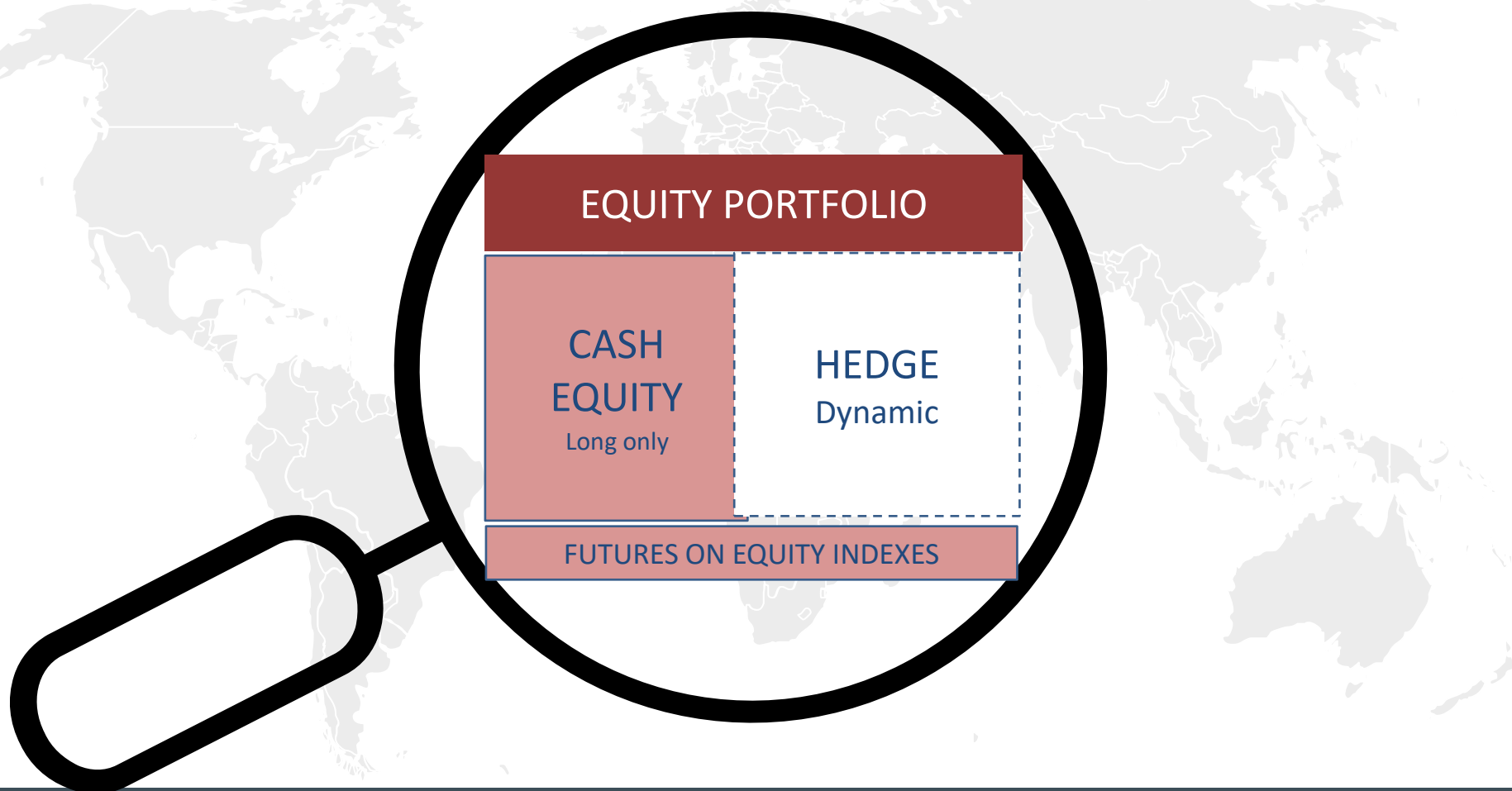
Société par Actions Simplifiée SAS – Agréée par l'AMF N° GP 06000045 – Capital de 560 000 euros – RCS B 491 390 464

www.seven-cm.com

www.amf-france.org



INVESTMENT PROCESS : ALLOCATION – EQUITY PORTFOLIO details



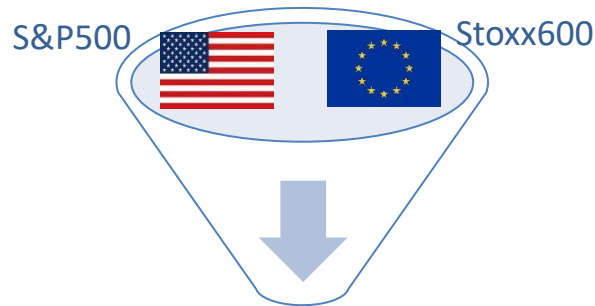

SEVEN CAPITAL MANAGEMENT

39 rue Marbeuf 75008 Paris – France – Tel. +33 1 42 33 04 05
 Société par Actions Simplifiée SAS – Agréé par l'AMF N° GP 06000045 – Capital de 560 000 euros – RCS B 491 390 464
www.seven-cm.com
www.amf-france.org

Les performances passées ne sont pas un indicateur fiable des performances futures

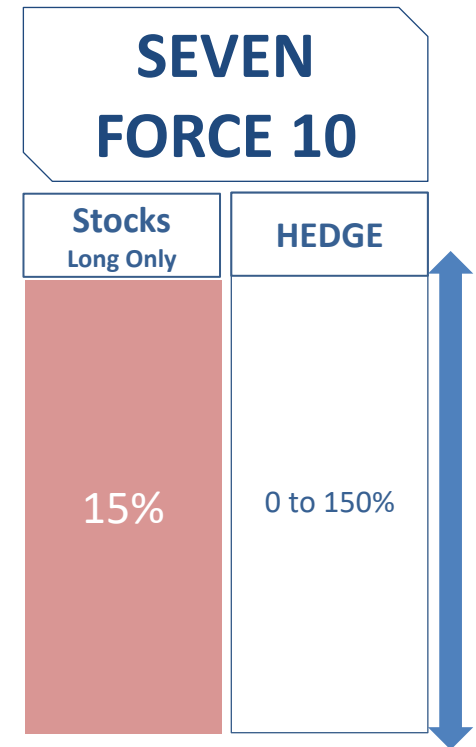
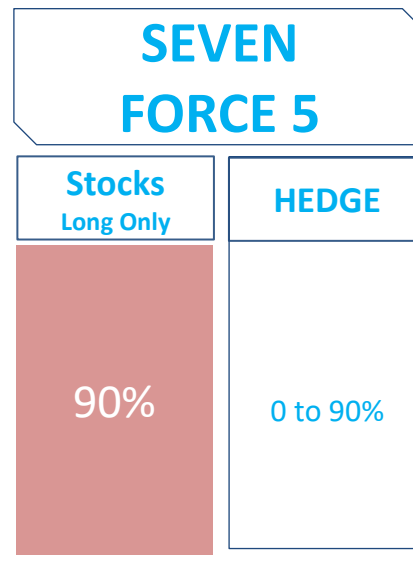
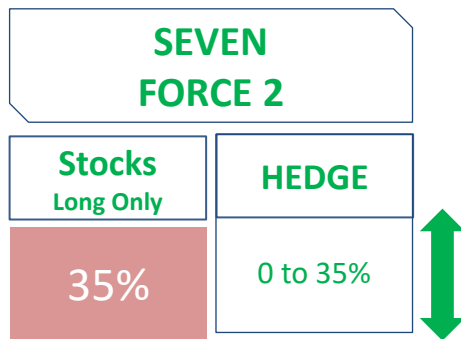


INVESTMENT PROCESS : EQUITY PORTFOLIO – CASH EQUITY



STOCK PICKING

Security selection is the same for all funds in the Seven Force range.

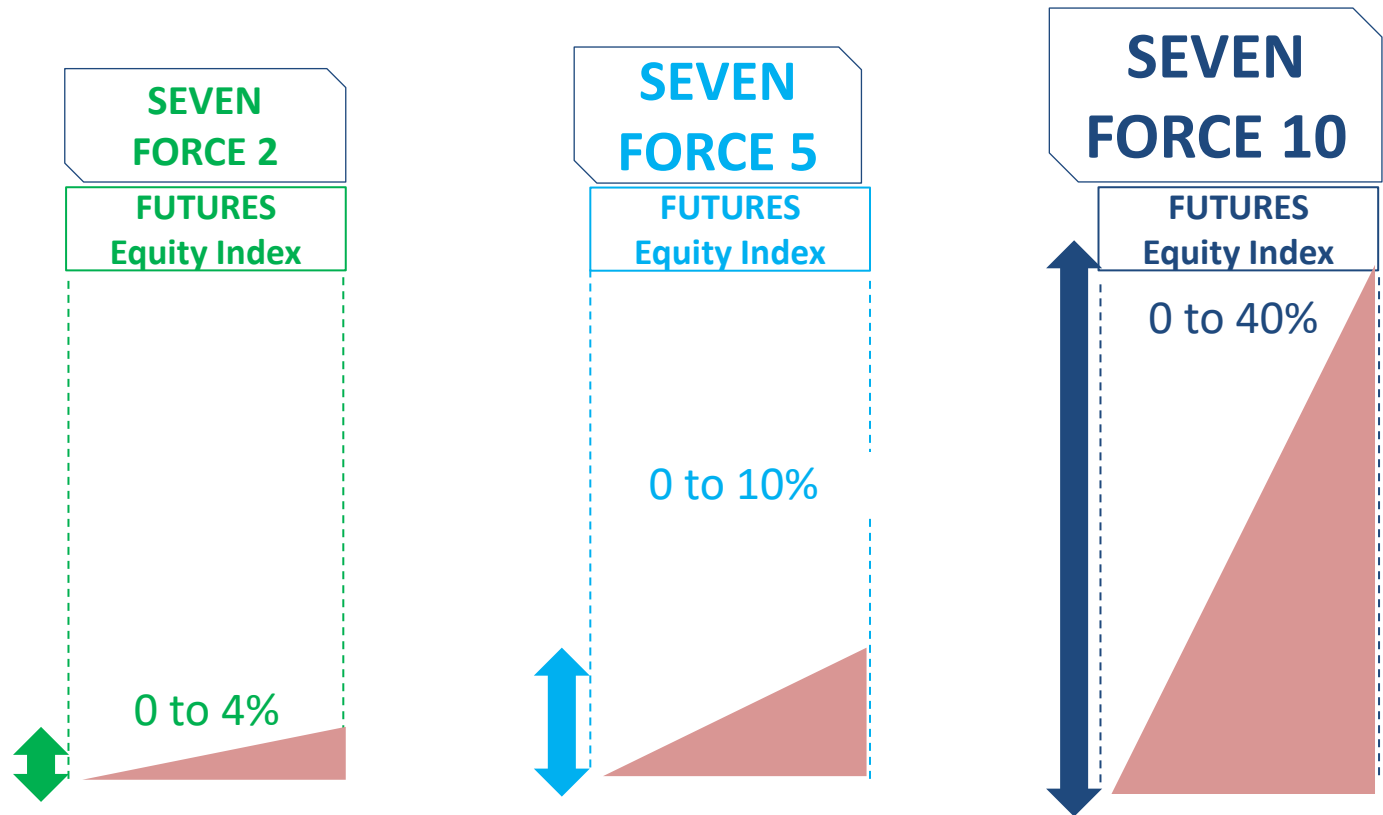


SEVEN CAPITAL MANAGEMENT

39 rue Marbeuf 75008 Paris – France – Tel. +33 1 42 33 04 05
 Société par Actions Simplifiée SAS – Agréée par l'AMF N° GP 06000045 – Capital de 560 000 euros – RCS B 491 390 464
www.seven-cm.com
www.amf-france.org



INVESTMENT PROCESS : Asia EQUITY PORTFOLIO – FUTURES INDEXES





PERFORMANCE ANALYSIS

SEVEN CAPITAL MANAGEMENT

39 rue Marbeuf 75008 Paris – France – Tel. +33 1 42 33 04 05

Société par Actions Simplifiée SAS – Agréé par l'AMF N° GP 06000045 – Capital de 560 000 euros – RCS B 491 390 464

www.seven-cm.com

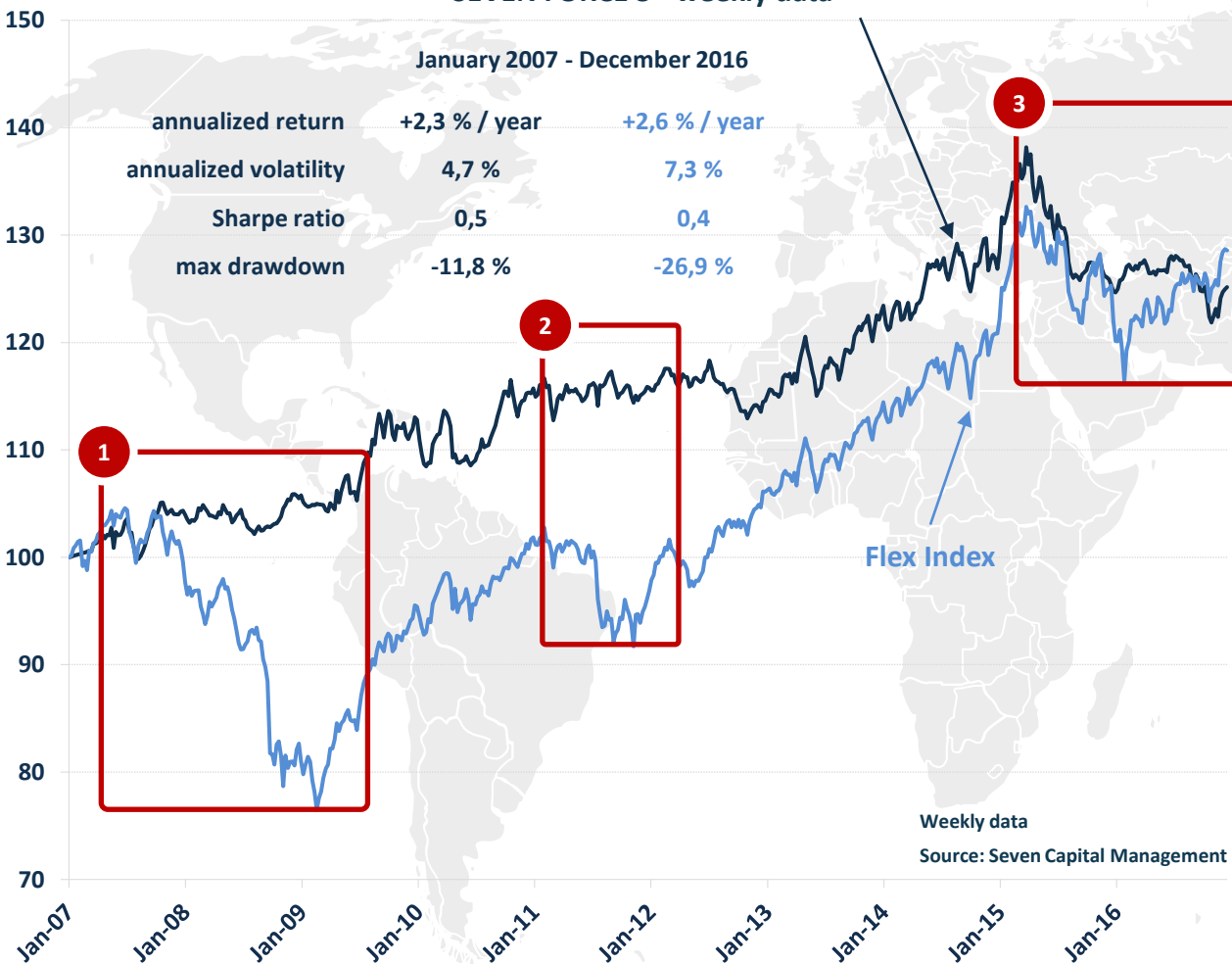
www.amf-france.org

Les performances passées ne sont pas un indicateur fiable des performances futures

SEVEN FORCE 5 VERSION 1 Analysis – nominal allocation (2007 -2016)

SEVEN FORCE 5 - weekly data

January 2007 - December 2016



1 2008 financial crisis 13 July 2007 - 6 March 2009	SEVEN FORCE 5	+1,6 %
	Flex Index	-26,9 %
2008 calendar year	SEVEN FORCE 5	+1,8 %
	Flex Index	-20,6 %
2 2011 sovereign debt crisis 18 February 2011 - 25 November 2011	SEVEN FORCE 5	-2,0 %
	Flex Index	-10,8 %
3 Max drawdown sequence 10 April 2015 - 11 November 2016	SEVEN FORCE 5	-11,8 %
	Flex Index	-12,2 %

Weekly data
Source: Seven Capital Management

SEVEN CAPITAL MANAGEMENT

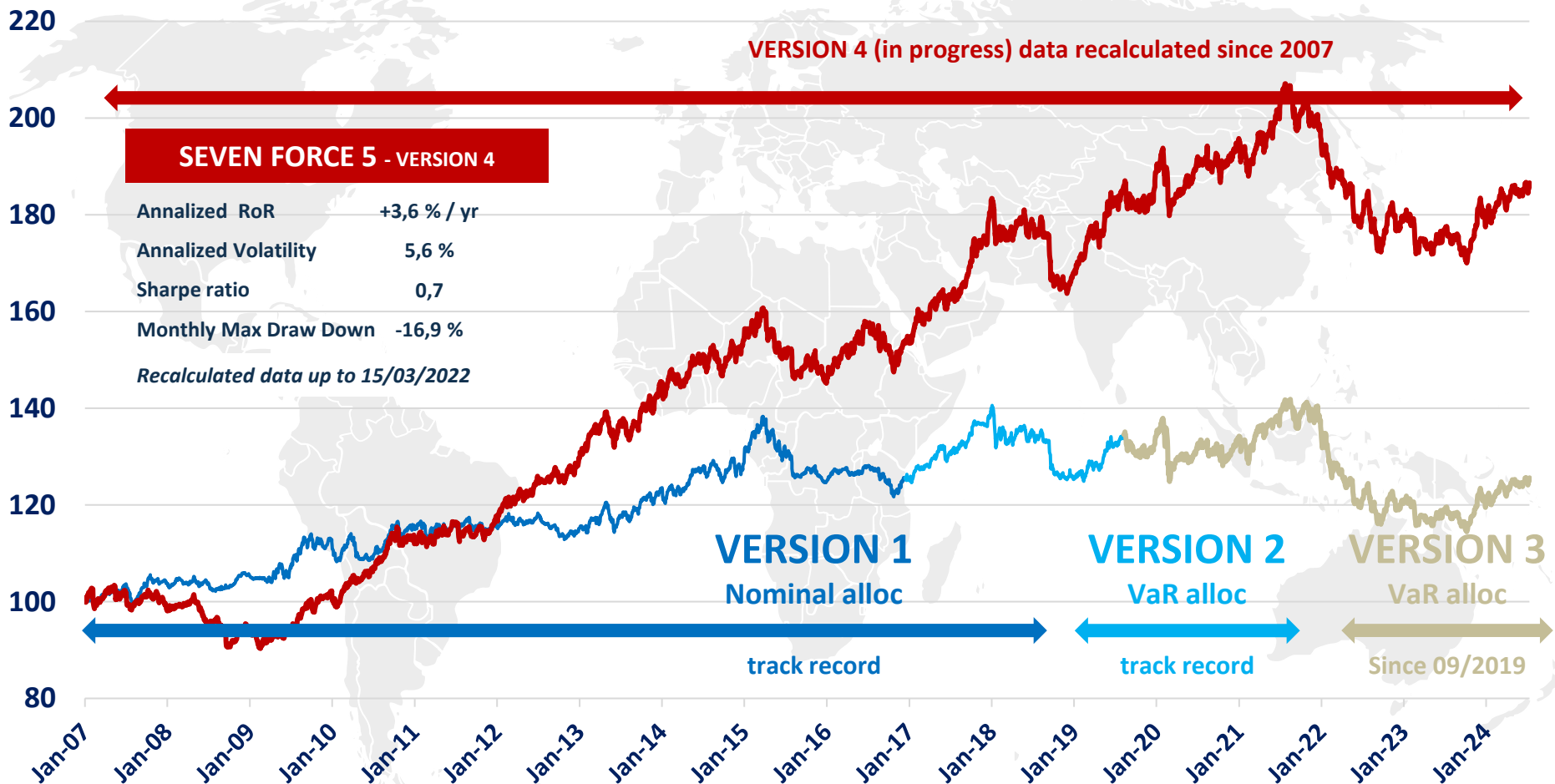
39 rue Marbeuf 75008 Paris – France – Tel. +33 1 42 33 04 05
Société par Actions Simplifiée SAS – Agrée par l'AMF N° GP 06000045 – Capital de 560 000 euros – RCS B 491 390 464
www.seven-cm.com
www.amf-france.org

Les performances passées ne sont pas un indicateur fiable des performances futures



SEVEN FORCE 5 VERSION 3 vs VERSION 1 & 2

SEVEN FORCE 5 V4



SEVEN CAPITAL MANAGEMENT

39 rue Marbeuf 75008 Paris – France – Tel. +33 1 42 33 04 05

Société par Actions Simplifiée SAS – Agréée par l'AMF N° GP 06000045 – Capital de 560 000 euros – RCS B 491 390 464

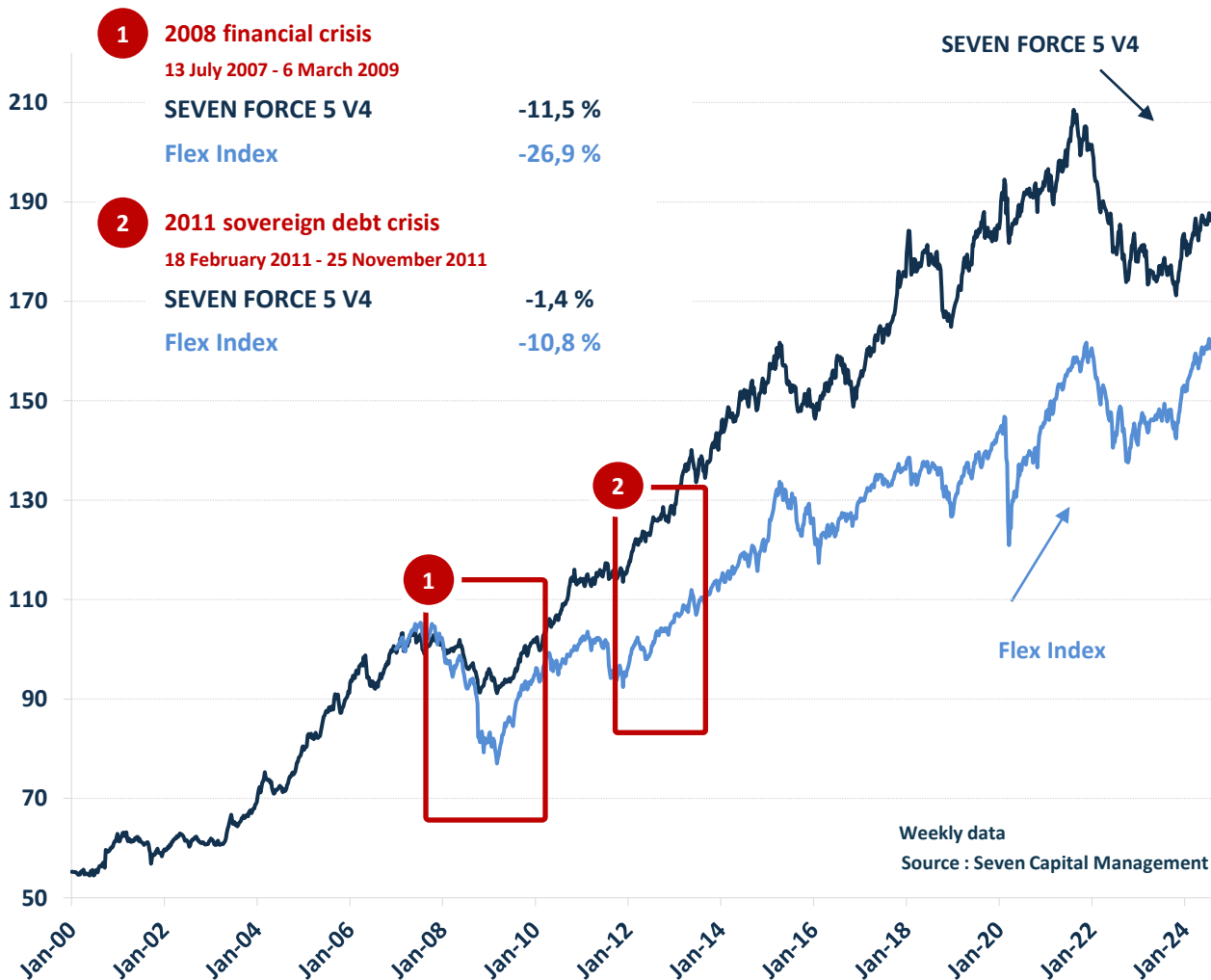
www.seven-cm.com

www.amf-france.org

Les performances passées ne sont pas un indicateur fiable des performances futures



SEVEN FORCE 5 V4: What can we expect over a long period of time ?



January 2000 - July 2024

SEVEN FORCE 5 V4

annualized return	+5,1 % / yr
annualized volatility	6,2 %
Sharpe ratio	0,8
max drawdown	-17,9 %

Recalculated data up to 03/14/2022

December 2006 - July 2024

Flex Index

annualized return	+2,7 % / yr
annualized volatility	7,3 %
Sharpe ratio	0,4
max drawdown	-26,9 %

SEVEN CAPITAL MANAGEMENT

39 rue Marbeuf 75008 Paris – France – Tel. +33 1 42 33 04 05
Société par Actions Simplifiée SAS – Agréée par l'AMF N° GP 06000045 – Capital de 560 000 euros – RCS B 491 390 464
www.seven-cm.com
www.amf-france.org

Les performances passées ne sont pas un indicateur fiable des performances futures



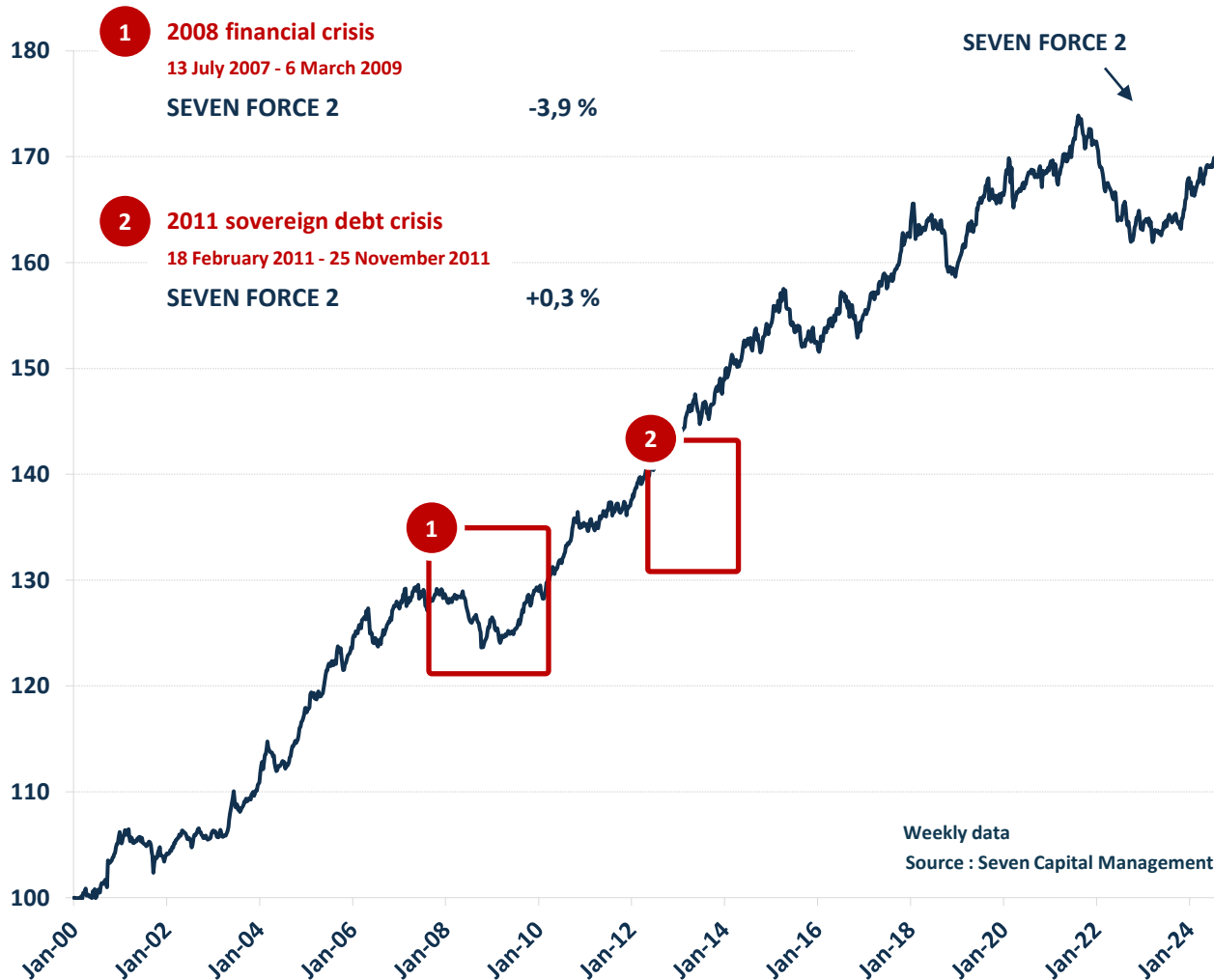
SEVEN FORCE 2 : What can we expect over a long period of time ?

January 2000 - July 2024

SEVEN FORCE 2

annualized return	+2,2 % / yr
annualized volatility	2,5 %
Sharpe ratio	0,9
max drawdown	-6,9 %

Recalculated data up to 20/10/2019



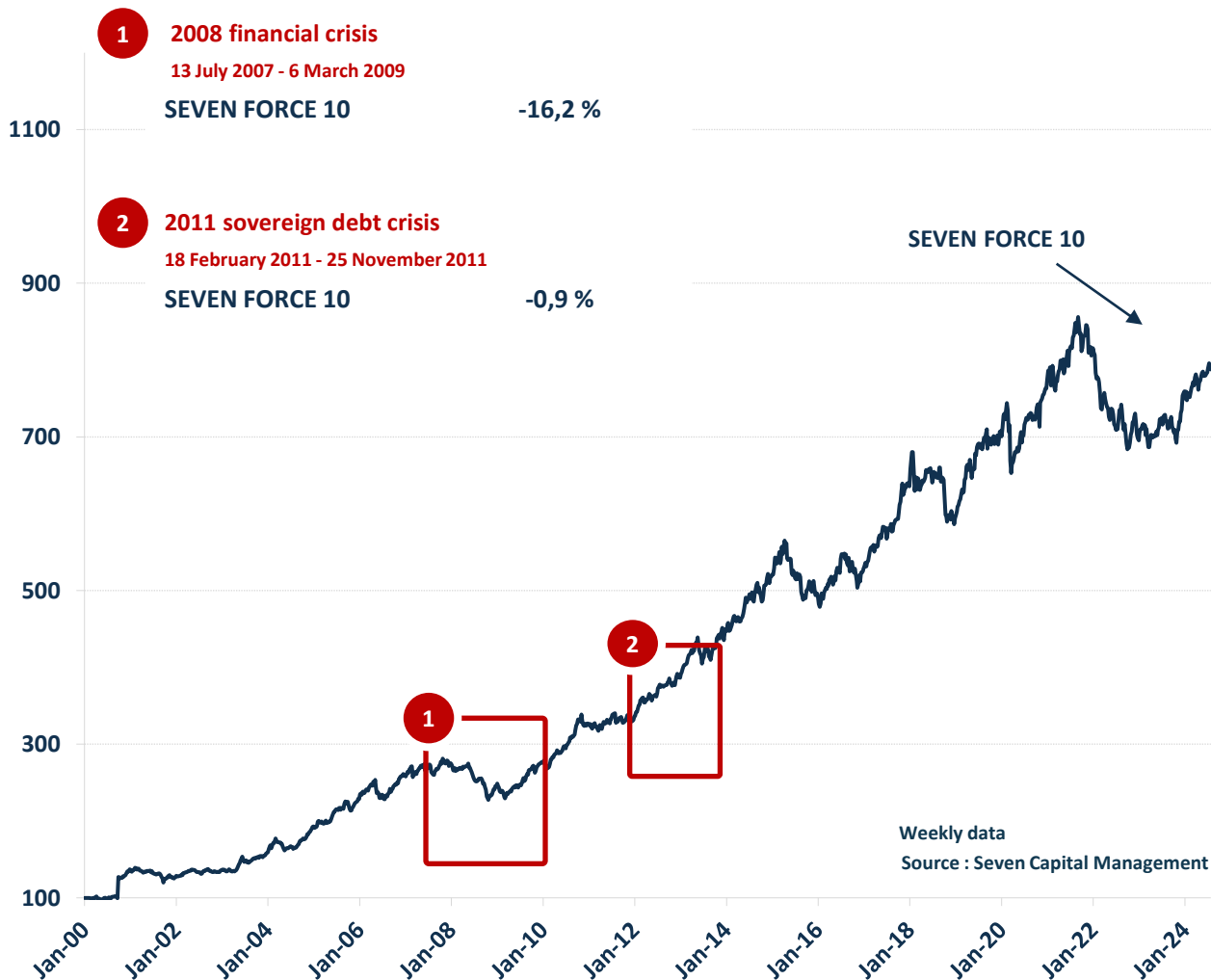
SEVEN CAPITAL MANAGEMENT

39 rue Marbeuf 75008 Paris – France – Tel. +33 1 42 33 04 05
Société par Actions Simplifiée SAS – Agréée par l'AMF N° GP 06000045 – Capital de 560 000 euros – RCS B 491 390 464
www.seven-cm.com
www.amf-france.org

Les performances passées ne sont pas un indicateur fiable des performances futures



SEVEN FORCE 10 : What can we expect over a long period of time ?



January 2000 - July 2024

SEVEN FORCE 10

annualized return	+8,7 % / yr
annualized volatility	10,3 %
Sharpe ratio	0,8
max drawdown	-20,1 %

Recalculated data up to 20/10/2019

SEVEN CAPITAL MANAGEMENT

39 rue Marbeuf 75008 Paris – France – Tel. +33 1 42 33 04 05
Société par Actions Simplifiée SAS – Agrée par l'AMF N° GP 06000045 – Capital de 560 000 euros – RCS B 491 390 464
www.seven-cm.com
www.amf-france.org

Les performances passées ne sont pas un indicateur fiable des performances futures





RISK ANALYSIS

SEVEN CAPITAL MANAGEMENT

39 rue Marbeuf 75008 Paris – France – Tel. +33 1 42 33 04 05

Société par Actions Simplifiée SAS – Agrée par l'AMF N° GP 06000045 – Capital de 560 000 euros – RCS B 491 390 464

www.seven-cm.com

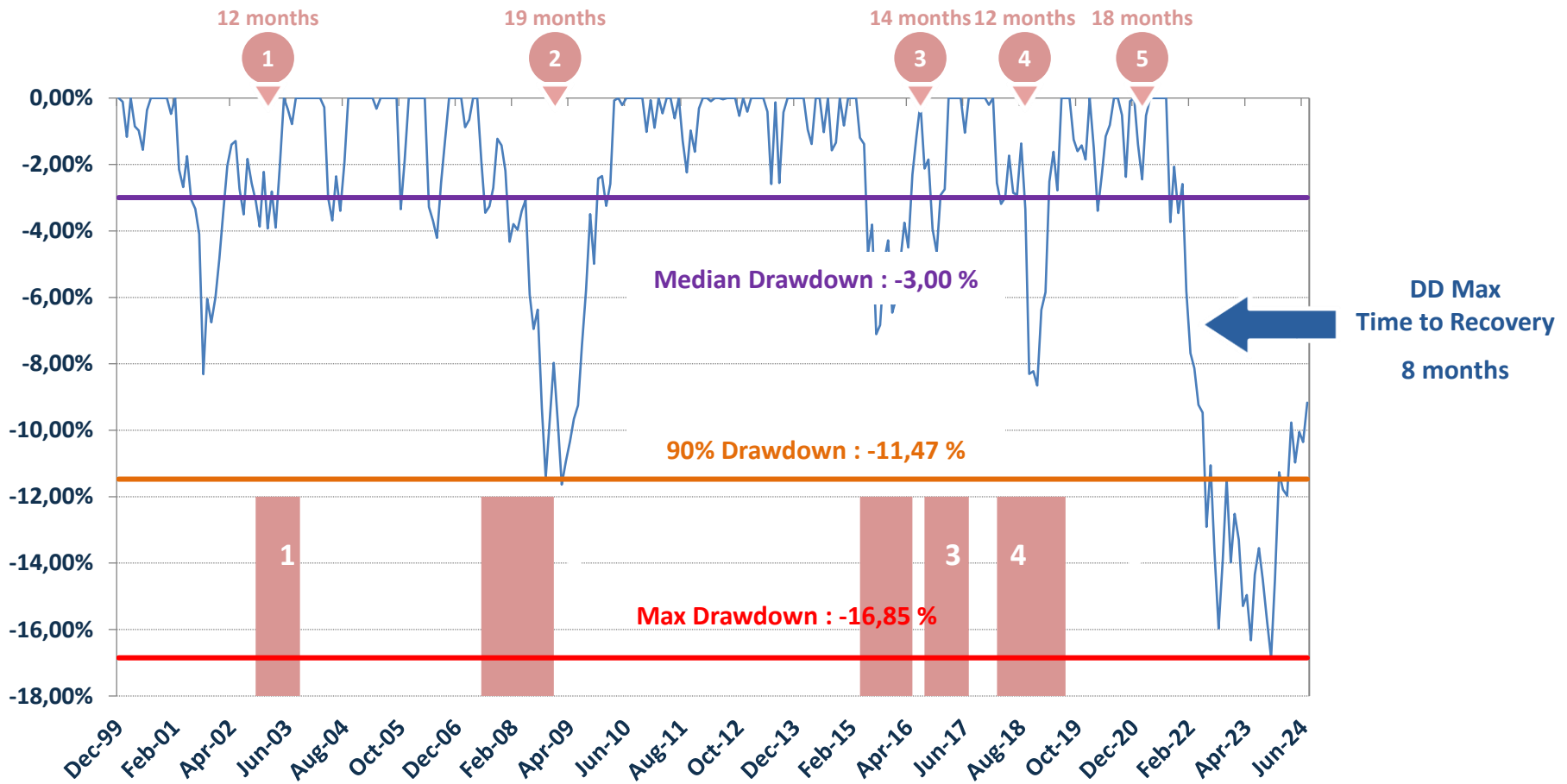
www.amf-france.org

Les performances passées ne sont pas un indicateur fiable des performances futures

SEVEN FORCE 5 V4

Historical drawdown analysis – simulated & actual performances

Historical drawdown - monthly basis - from December 1999 to July 2024



SEVEN CAPITAL MANAGEMENT

39 rue Marbeuf 75008 Paris – France – Tel. +33 1 42 33 04 05
 Société par Actions Simplifiée SAS – Agréée par l'AMF N° GP 06000045 – Capital de 560 000 euros – RCS B 491 390 464
www.seven-cm.com
www.amf-france.org

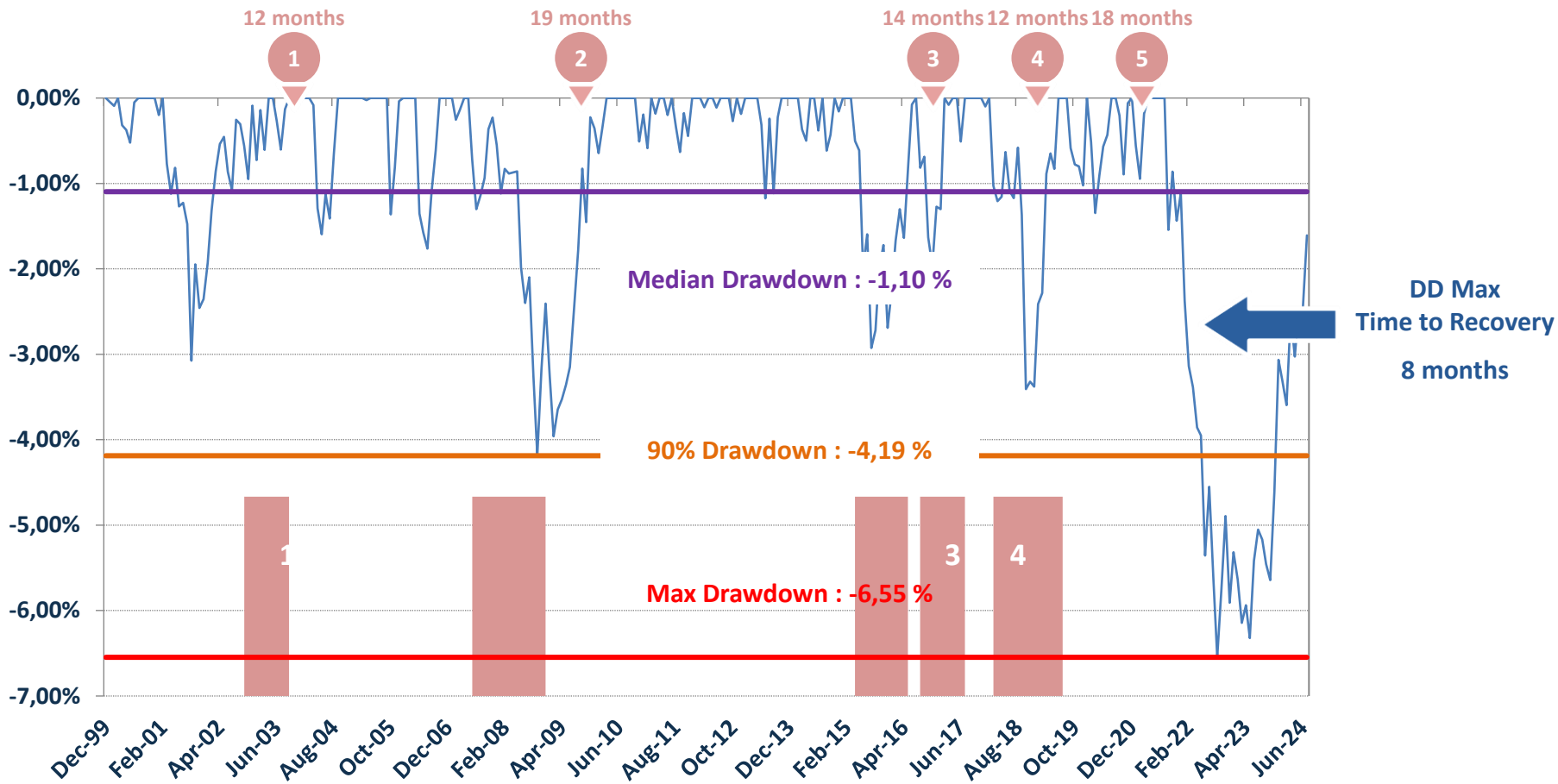
Les performances passées ne sont pas un indicateur fiable des performances futures



SEVEN FORCE 2

Historical drawdown analysis – simulated & actual performances

Historical drawdown - monthly basis - from December 1999 to July 2024



SEVEN CAPITAL MANAGEMENT

39 rue Marbeuf 75008 Paris – France – Tel. +33 1 42 33 04 05
 Société par Actions Simplifiée SAS – Agréée par l'AMF N° GP 06000045 – Capital de 560 000 euros – RCS B 491 390 464
www.seven-cm.com
www.amf-france.org

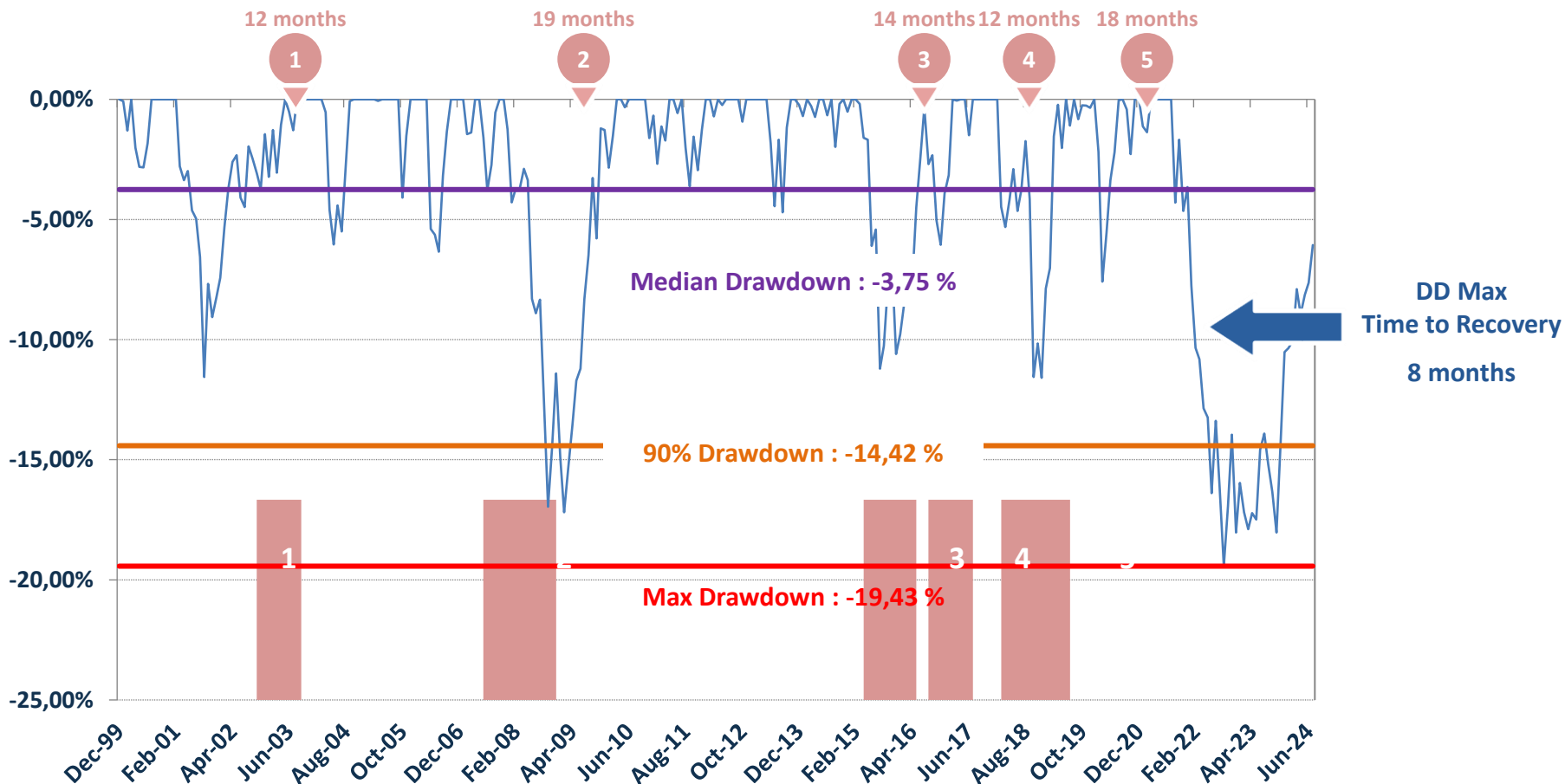
Les performances passées ne sont pas un indicateur fiable des performances futures



SEVEN FORCE 10

Historical drawdown analysis – simulated & actual performances

Historical drawdown - monthly basis - from December 1999 to July 2024



SEVEN CAPITAL MANAGEMENT

39 rue Marbeuf 75008 Paris – France – Tel. +33 1 42 33 04 05

Société par Actions Simplifiée SAS – Agréée par l'AMF N° GP 06000045 – Capital de 560 000 euros – RCS B 491 390 464

www.seven-cm.com

www.amf-france.org

Les performances passées ne sont pas un indicateur fiable des performances futures

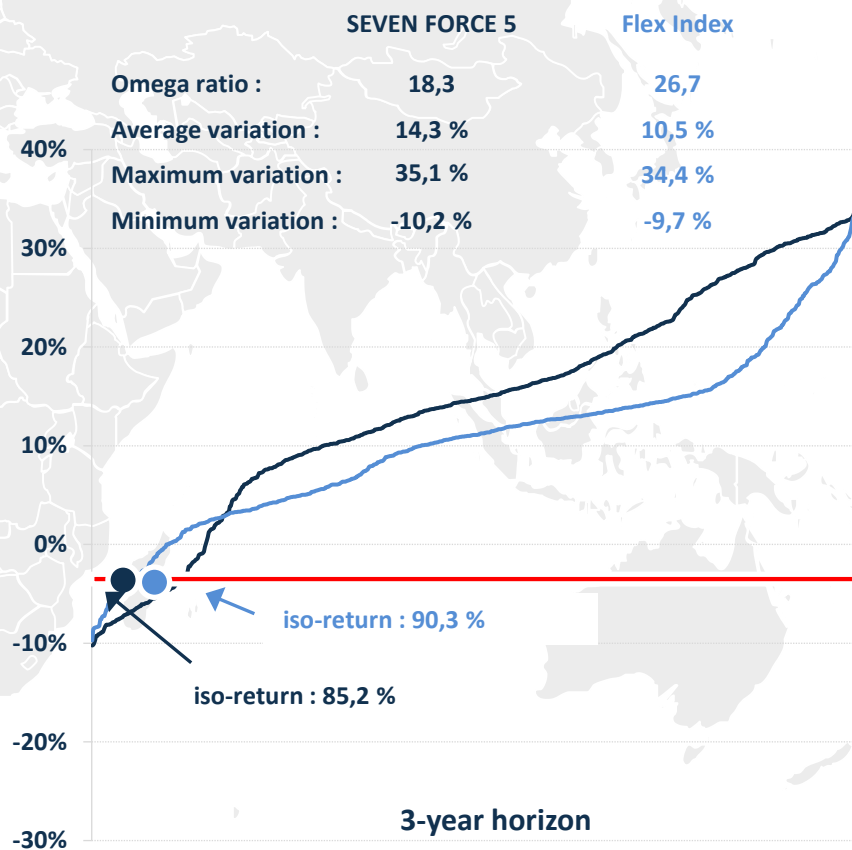
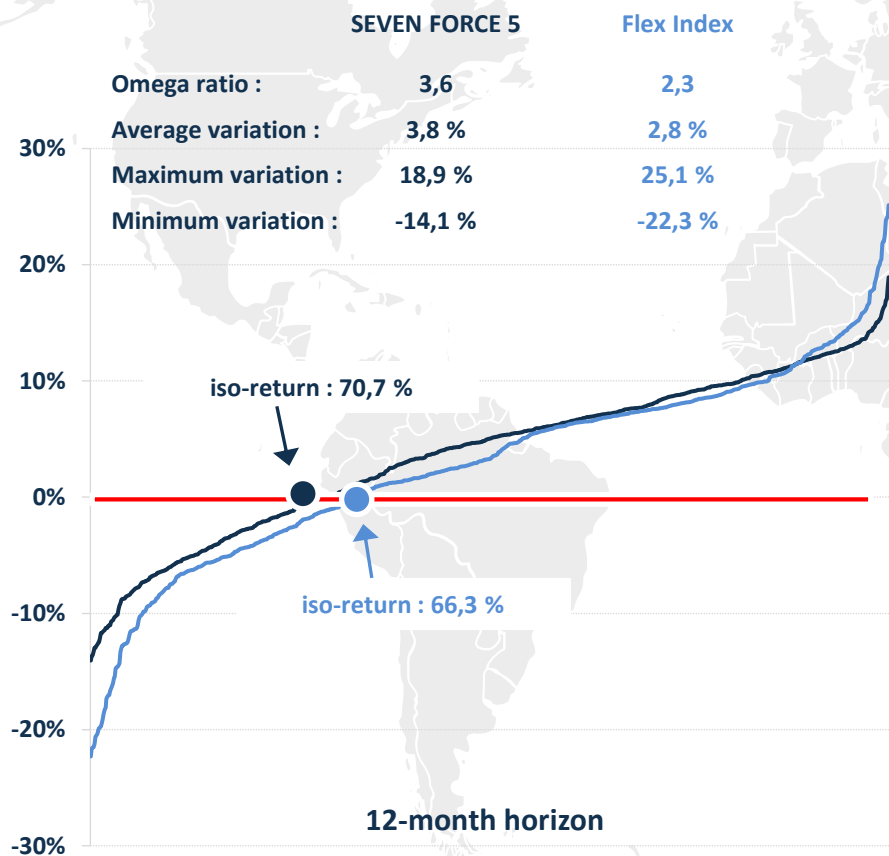


SEVEN FORCE 5

Analysis of iso-profit & Omega ratio – Recalculated & actual performances

Iso – Return : A fund’s historical probability of posting strictly greater-than-zero performance over a given horizon

Omega Ratio : Ratio of the weighted gains of a fund, to the weighted losses of this Fund, over a given horizon



Source : Seven Capital Management

SEVEN CAPITAL MANAGEMENT

39 rue Marbeuf 75008 Paris – France – Tel. +33 1 42 33 04 05

Société par Actions Simplifiée SAS – Agréée par l’AMF N° GP 06000045 – Capital de 560 000 euros – RCS B 491 390 464

www.seven-cm.com

www.amf-france.org

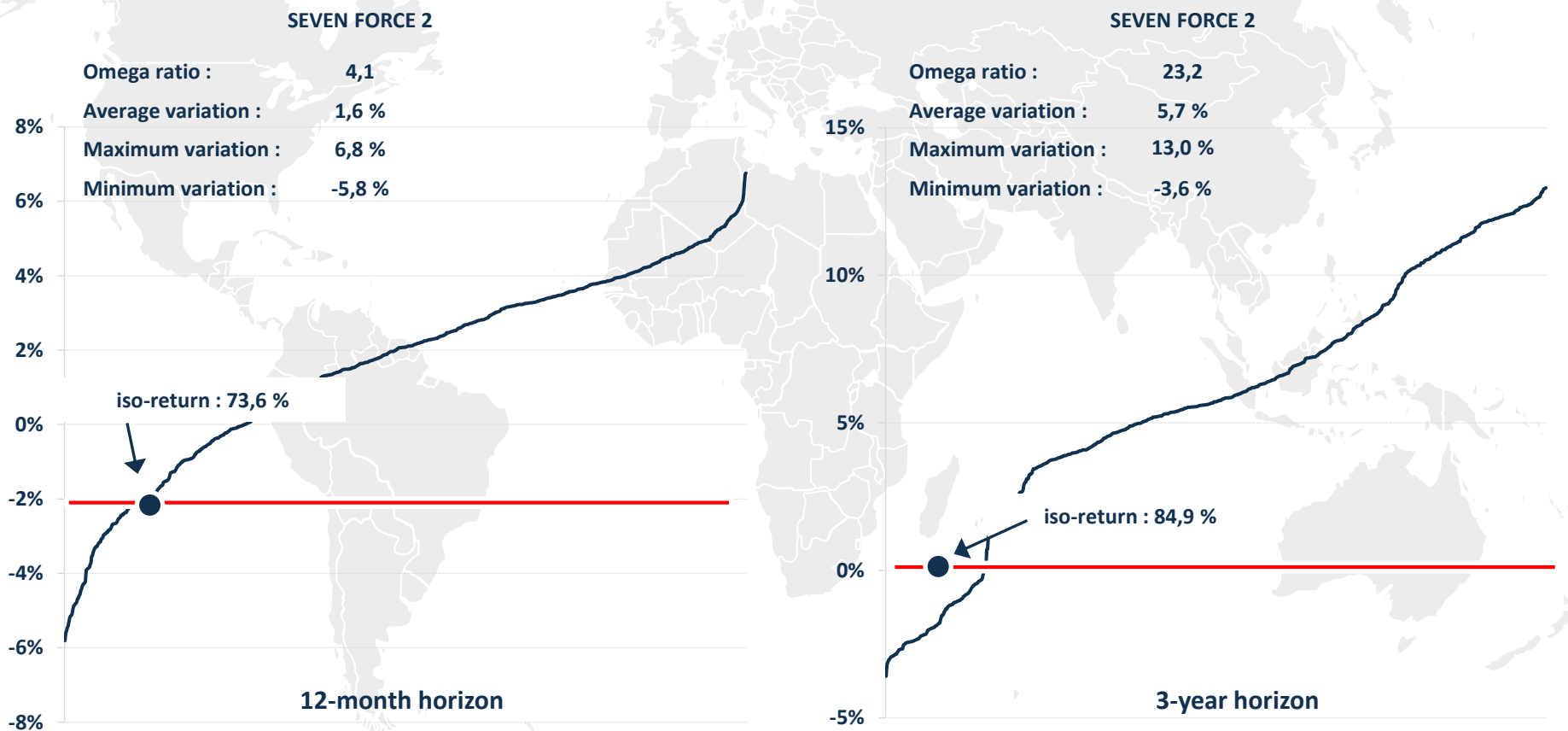


SEVEN FORCE 2

Analysis of iso-profit & Omega ratio – Recalculated & actual performances

Iso – Return: A fund’s historical probability of posting strictly greater-than-zero performance over a given horizon

Omega Ratio : Ratio of the weighted gains of a fund, to the weighted losses of this Fund, over a given horizon



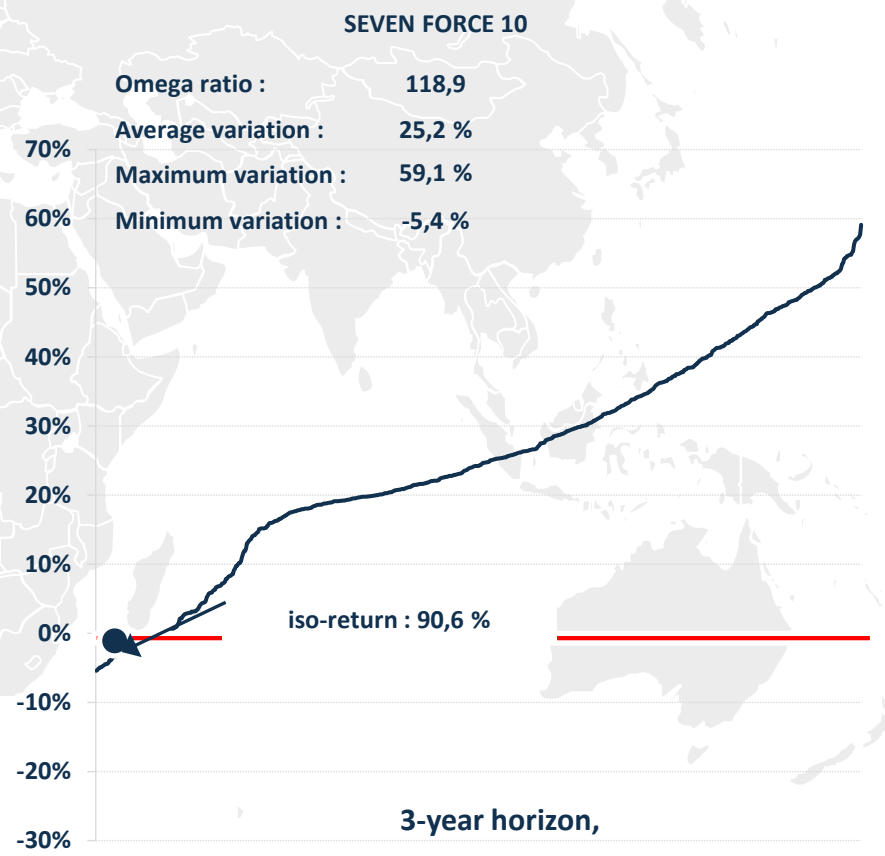
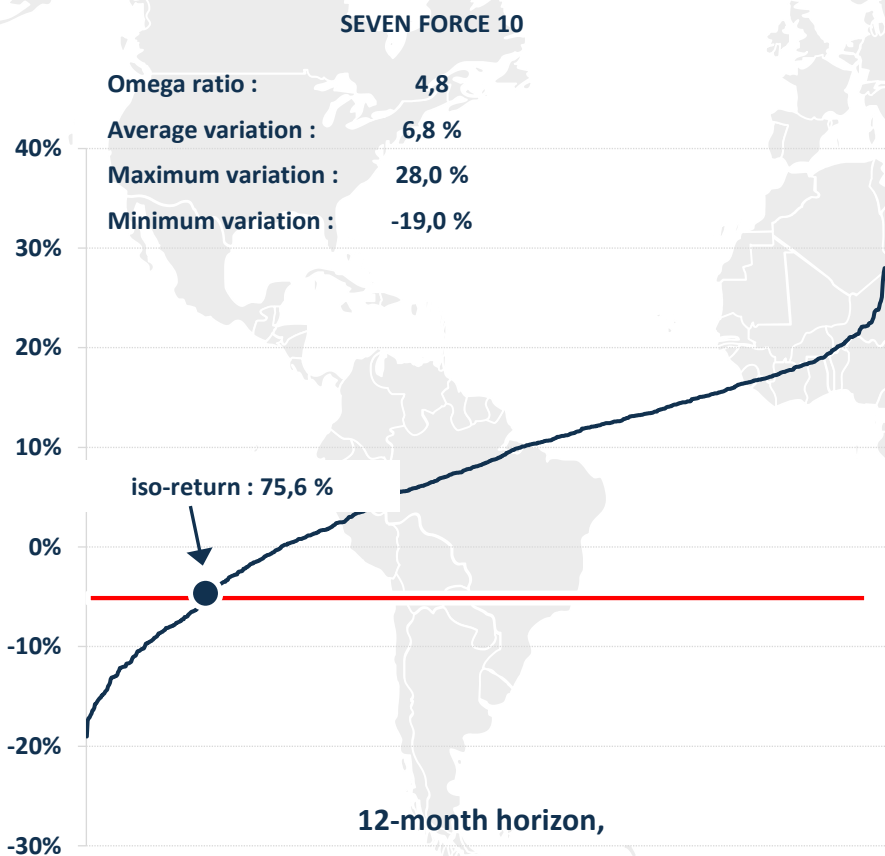
Source : Seven Capital Management

SEVEN FORCE 10

Analysis of iso-profit & Omega ratio – Recalculated & actual performances

Iso – Return: A fund’s historical probability of posting strictly greater-than-zero performance over a given horizon

Omega Ratio : Ratio of the weighted gains of a fund, to the weighted losses of this Fund, over a given horizon



Source : Seven Capital Management

SEVEN CAPITAL MANAGEMENT
 39 rue Marbeuf 75008 Paris – France – Tel. +33 1 42 33 04 05
 Société par Actions Simplifiée SAS – Agréée par l’AMF N° GP 06000045 – Capital de 560 000 euros – RCS B 491 390 464
www.seven-cm.com
www.amf-france.org



APPENDICES

SEVEN CAPITAL MANAGEMENT

39 rue Marbeuf 75008 Paris – France – Tel. +33 1 42 33 04 05

Société par Actions Simplifiée SAS – Agrée par l'AMF N° GP 06000045 – Capital de 560 000 euros – RCS B 491 390 464

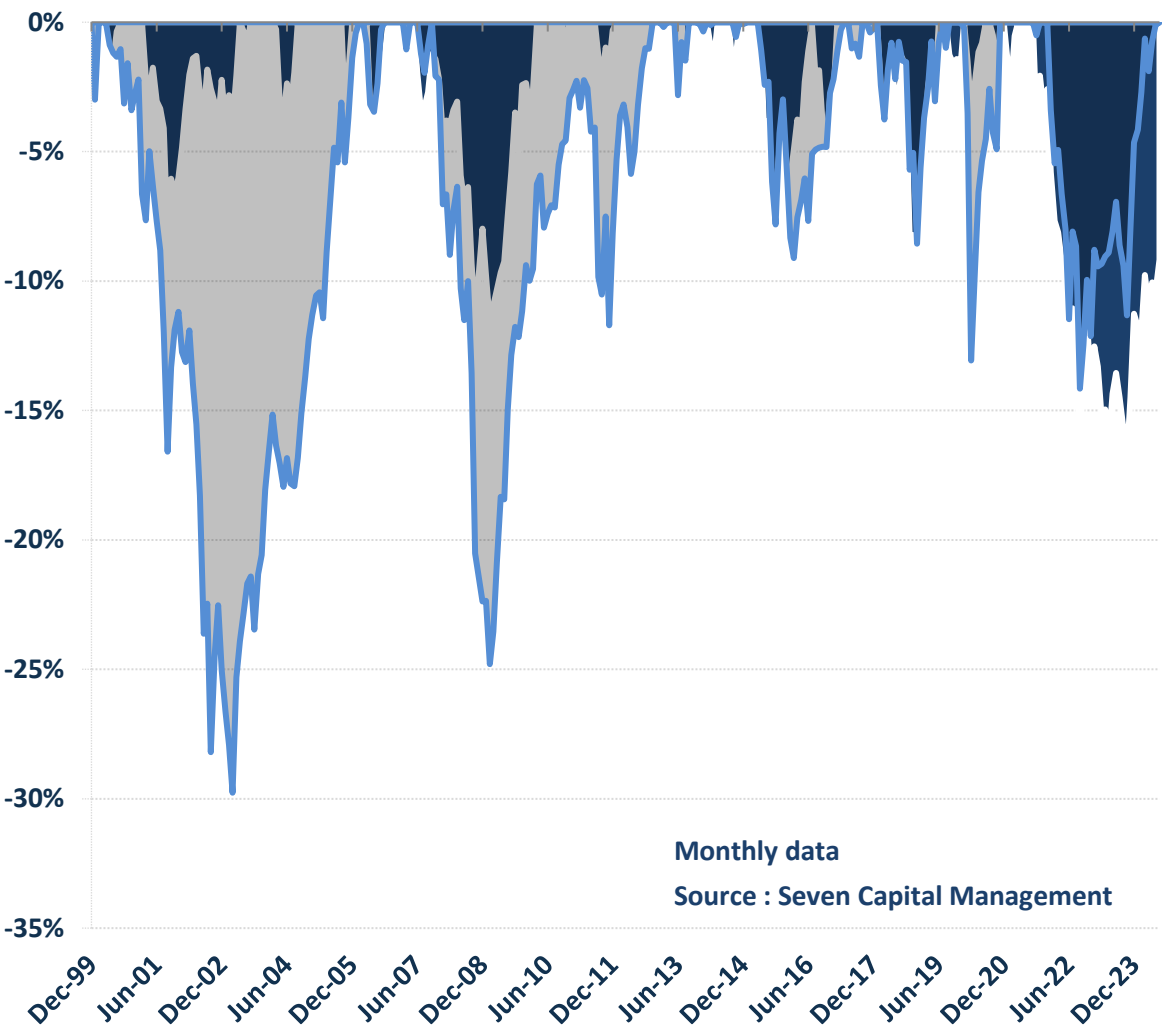
www.seven-cm.com

www.amf-france.org

Les performances passées ne sont pas un indicateur fiable des performances futures



Drawdown comparison analysis : Seven Force 5 vs. Flex Index



Seven Force 5

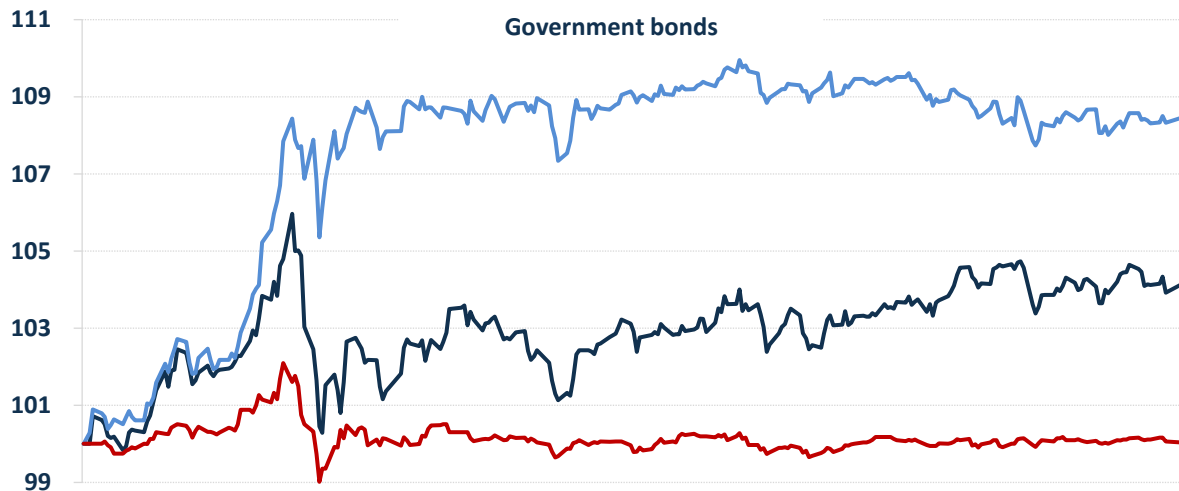
Median Drawdown	-3,00 %
90% Drawdown	-11,47 %
Max Drawdown	-16,85 %

Flex Index

Median Drawdown	-6,25 %
90% Drawdown	-20,59 %
Max Drawdown	-29,77 %

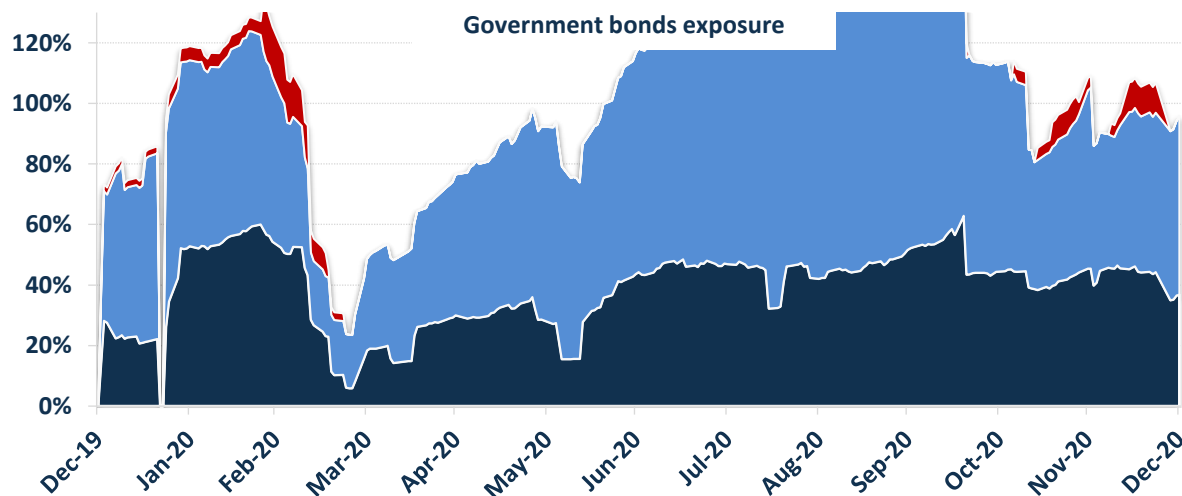
Seven Force 5

“Government bonds” Focus: December 31, 2019 - December 31, 2020 - COVID



Variation over the focus period

Future Bund (Germany 10 years)	+4,2 %
Future T.Notes 10Yrs (USA 10 years)	+8,5 %
Future JGB (Japan 10 years)	0,0 %



Exposure ventilation at December 31, 2020

EUROPE	36,8 %
USA	58,8 %
JAPAN	0,0 %
<hr/>	
Government bonds total	95,6 %

Source: Seven Capital Management

SEVEN CAPITAL MANAGEMENT

39 rue Marbeuf, 75008 Paris – France – Tel. +33 1 42 33 04 05

Société par Actions Simplifiée SAS (Simplified limited company) – Authorised by the AMF under No. GP 06000045 – With capital of EUR 560,000 – Trade and Companies Register

www.seven-cm.com

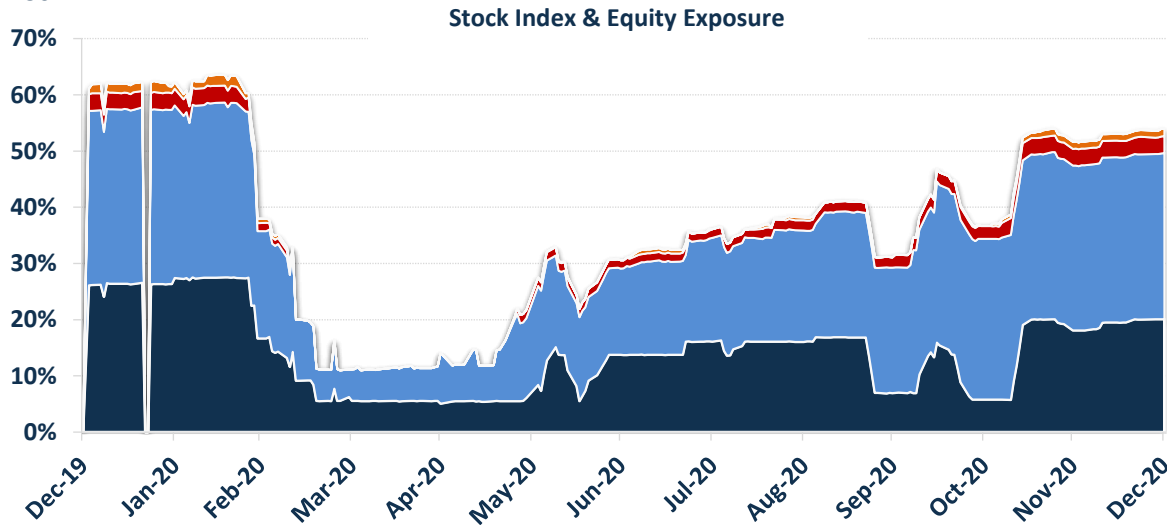
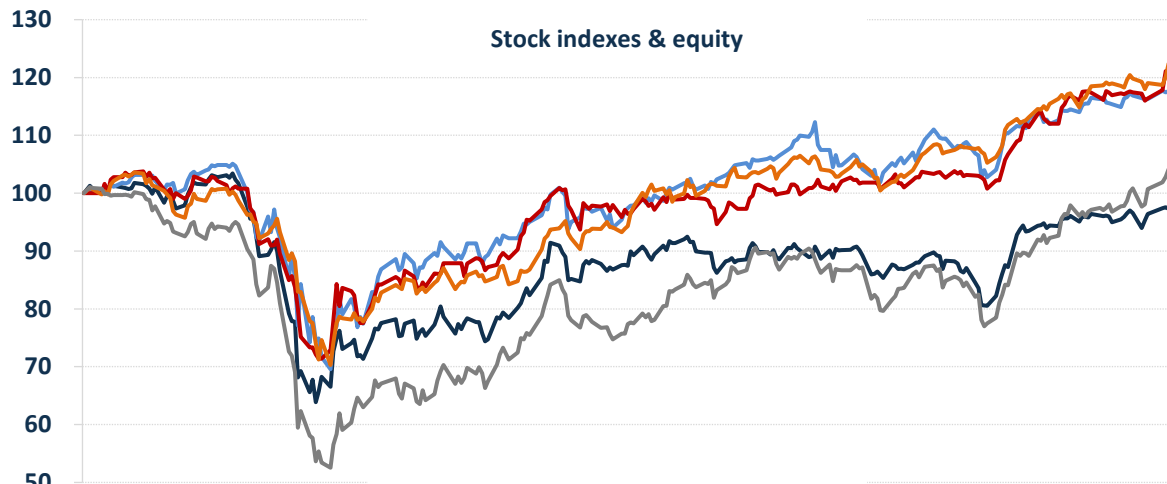
www.amf-france.org

Past performance is not a reliable indicator of future performance



Seven Force 5

“Stock indexes & equity” Focus: December 31, 2019 - December 31, 2020 - COVID



Variation over the focus period

DJ EUROSTOXX 50 – Div Inc	-3,2 %
S&P 500 – Div Inc	+18,4 %
NIKKEI – Div Inc	+20,6 %
MSCI NORDIC – Div Inc	+3,9 %
MSCI ASIA PACIFIC – Div Inc	+22,4 %

Exposure ventilation at December 31, 2020

EUROPE	20,1 %
USA	29,5 %
JAPAN	3,0 %
NORTHERN EUROPE	0,0 %
REST OF THE WORLD	1,4 %

Stock indexes & equity total 54,0 %

Source: Seven Capital Management

SEVEN CAPITAL MANAGEMENT

39 rue Marbeuf, 75008 Paris – France – Tel. +33 1 42 33 04 05

Société par Actions Simplifiée SAS (Simplified limited company) – Authorised by the AMF under No. GP 06000045 – With capital of EUR 560,000 – Trade and Companies Register

www.seven-cm.com

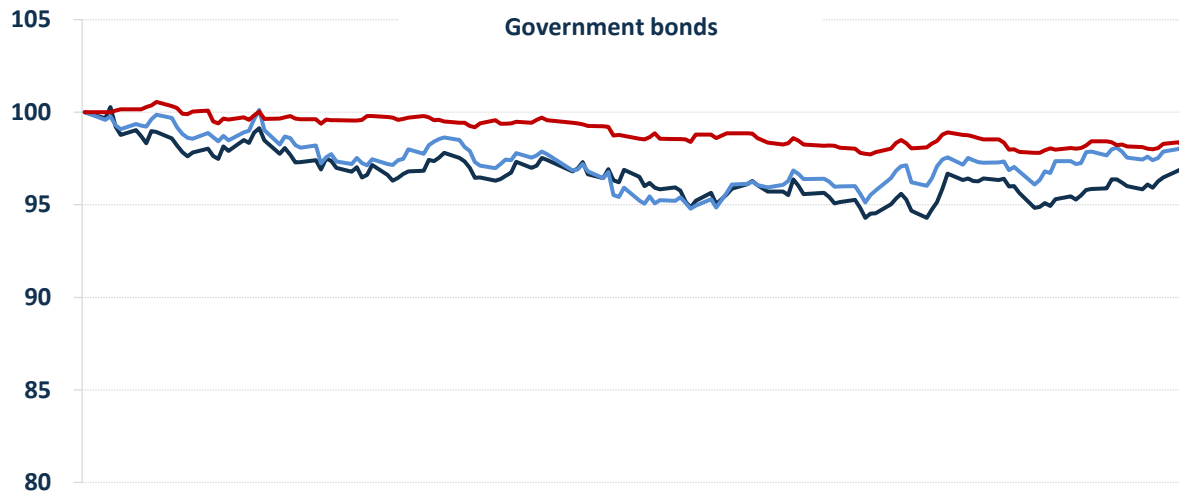
www.amf-france.org

Past performance is not a reliable indicator of future performance



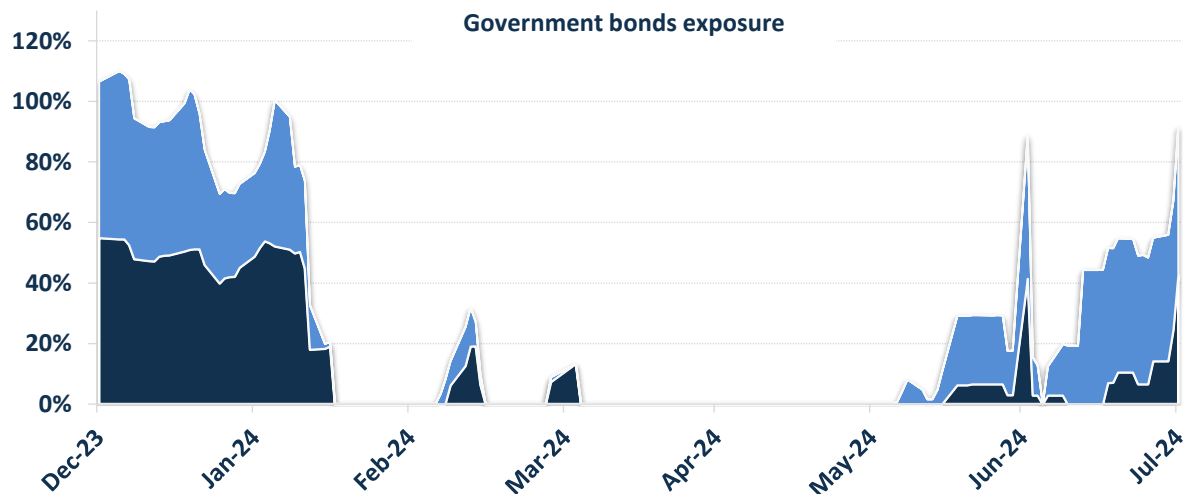
Seven Force 5

“Government bonds” Focus: December 29, 2023 - July 31, 2024



Variation over the focus period

Future Bund (Germany 10 years)	-2,5 %
Future T.Notes 10Yrs (USA 10 years)	-1,6 %
Future JGB (Japan 10 years)	-1,9 %



Exposure ventilation at July 31, 2024

EUROPE	42,6 %
USA	49,2 %
JAPAN	0,0 %
<hr/>	
Government bonds total	91,9 %

Source: Seven Capital Management

SEVEN CAPITAL MANAGEMENT

39 rue Marbeuf, 75008 Paris – France – Tel. +33 1 42 33 04 05

Société par Actions Simplifiée SAS (Simplified limited company) – Authorised by the AMF under No. GP 06000045 – With capital of EUR 560,000 – Trade and Companies Register

www.seven-cm.com

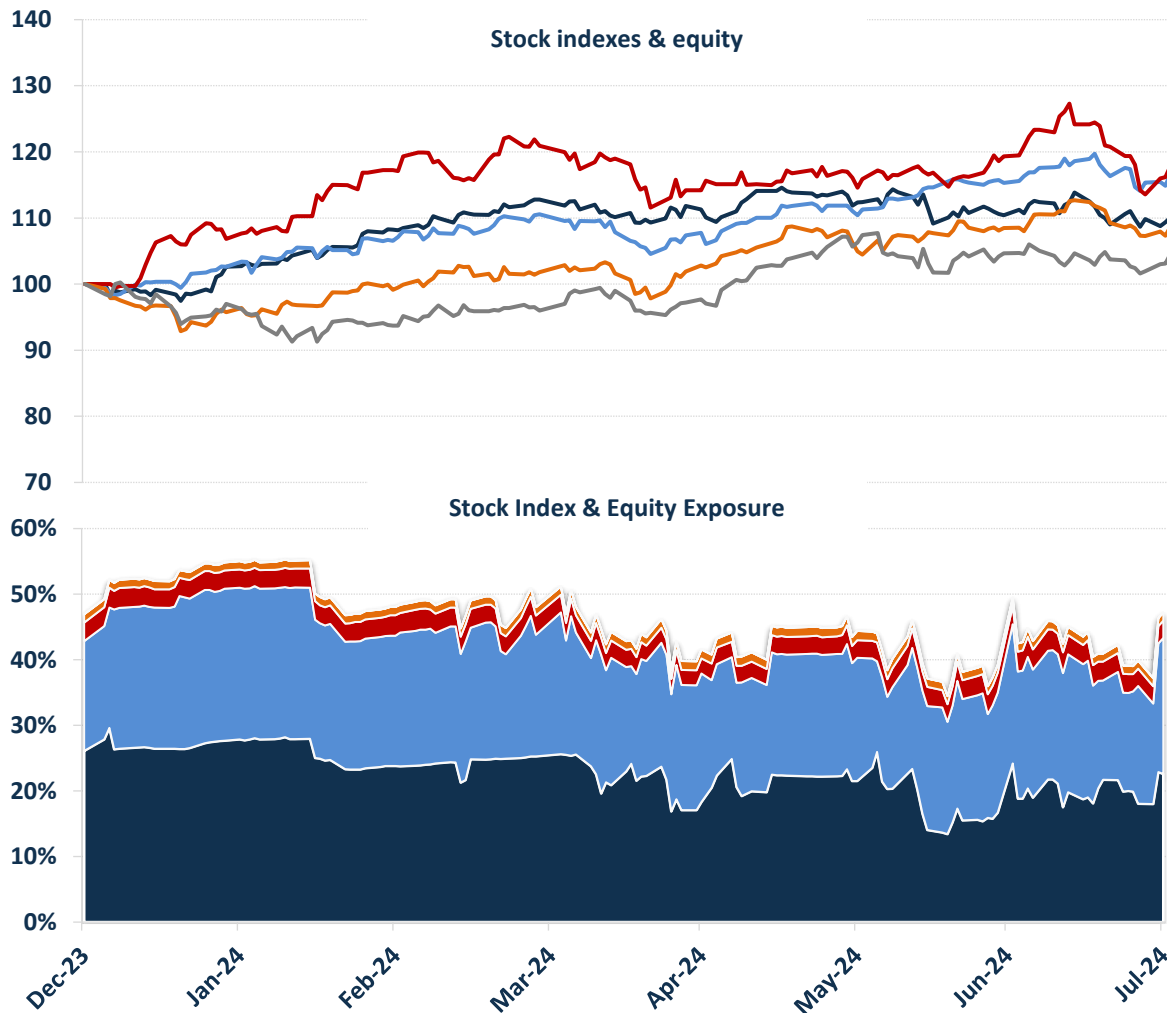
www.amf-france.org

Past performance is not a reliable indicator of future performance



Seven Force 5

“Stock indexes & equity” Focus: December 29, 2023 - July 31, 2024



Variation over the focus period

DJ EUROSTOXX 50 – Div Inc	+10,1 %
S&P 500 – Div Inc	+16,7 %
NIKKEI – Div Inc	+17,9 %
MSCI NORDIC – Div Inc	+4,6 %
MSCI ASIA PACIFIC – Div Inc	+8,7 %

Exposure ventilation at July 31, 2024

EUROPE	22,6 %
USA	20,7 %
JAPAN	2,6 %
NORTHERN EUROPE	0,0 %
REST OF THE WORLD	1,2 %

Stock indexes & equity total **47,2 %**

Source: Seven Capital Management

SEVEN CAPITAL MANAGEMENT

39 rue Marbeuf, 75008 Paris – France – Tel. +33 1 42 33 04 05

Société par Actions Simplifiée SAS (Simplified limited company) – Authorised by the AMF under No. GP 06000045 – With capital of EUR 560,000 – Trade and Companies Register

www.seven-cm.com

www.amf-france.org

Past performance is not a reliable indicator of future performance



Seven Force 5

“ There can be no sustainable, regular and controlled performance without risk management ”

	1	2	3	4	5	6	7	8	9	10	11	12	Seven Force 5 - Total	Seven Force 5 - v4
2007	0,09%	0,28%	0,21%	1,00%	0,87%	-0,36%	0,62%	-2,56%	2,52%	2,06%	-0,45%	-0,11%	4,15%	0,90%
2008	-1,08%	1,49%	-0,57%	-0,26%	0,36%	-0,05%	-1,22%	-0,18%	0,12%	0,45%	1,67%	0,93%	1,61%	-5,91%
2009	-0,90%	-0,03%	-0,31%	-0,07%	2,41%	-0,91%	2,64%	1,47%	1,89%	-0,93%	0,47%	0,00%	5,79%	6,12%
2010	-2,08%	-0,78%	2,98%	0,15%	-2,98%	-0,06%	1,07%	0,66%	2,78%	1,09%	-1,90%	2,26%	3,04%	12,09%
2011	-0,27%	1,00%	-1,81%	1,70%	0,09%	-1,04%	0,82%	0,48%	-0,62%	-0,10%	-0,45%	0,31%	0,06%	2,51%
2012	0,23%	1,20%	-0,08%	-0,01%	-0,22%	-0,22%	0,83%	-1,08%	-0,40%	-1,75%	0,09%	-0,02%	-1,44%	9,56%
2013	1,44%	-0,10%	1,57%	0,84%	0,30%	-2,51%	1,93%	-1,00%	1,96%	2,24%	0,86%	0,15%	7,84%	12,71%
2014	-1,25%	2,19%	-0,42%	0,14%	2,20%	0,72%	-0,14%	1,20%	-0,78%	-0,11%	1,83%	-1,40%	4,16%	6,45%
2015	2,57%	2,91%	0,61%	-0,76%	-0,14%	-1,33%	-1,55%	-3,33%	-0,33%	1,26%	0,27%	-1,91%	-1,91%	-2,89%
2016	0,34%	1,22%	-0,05%	-0,65%	-0,06%	0,94%	0,27%	-0,70%	-0,82%	-1,48%	-0,77%	1,64%	-0,15%	3,78%
2017	-0,42%	2,41%	0,42%	0,80%	1,41%	-1,24%	1,06%	1,37%	-0,23%	3,09%	0,26%	-0,31%	8,87%	13,32%
2018	1,64%	-2,65%	-1,22%	0,16%	1,42%	-1,32%	0,35%	0,78%	-1,45%	-4,88%	-0,15%	-0,28%	-7,51%	-4,74%
2019	0,25%	-0,52%	2,71%	-0,22%	0,75%	1,93%	-0,05%	1,82%	-1,30%	-1,26%	0,40%	-0,68%	3,78%	10,29%
2020	3,20%	-2,14%	-3,01%	1,19%	0,69%	-0,32%	1,93%	-0,32%	-0,79%	-1,55%	0,63%	1,76%	1,10%	6,07%
2021	-0,91%	-1,24%	3,02%	1,61%	0,86%	0,70%	1,43%	1,20%	-3,62%	2,15%	-0,97%	1,74%	5,94%	3,35%
2022	-4,80%	-3,22%	-0,65%	-2,16%	-0,22%	-3,80%	2,13%	-2,94%	-2,66%	2,47%	2,81%	-2,83%	-15,08%	-11,70%
2023	1,70%	-0,89%	-2,29%	0,39%	-1,61%	2,36%	0,94%	-1,10%	-1,42%	-1,35%	2,84%	3,77%	3,16%	3,16%
2024	-0,59%	-0,21%	2,51%	-1,34%	1,04%	-0,35%	1,32%						2,35%	2,35%

SEVEN CAPITAL MANAGEMENT

39 rue Marbeuf 75008 Paris – France – Tel. +33 1 42 33 04 05

Société par Actions Simplifiée SAS – Agrée par l’AMF N° GP 06000045 – Capital de 560 000 euros – RCS B 491 390 464

www.seven-cm.com

www.amf-france.org

Les performances passées ne sont pas un indicateur fiable des performances futures

Seven Force 2

“ There can be no sustainable, regular and controlled performance without risk management ”

	1	2	3	4	5	6	7	8	9	10	11	12	Seven Force 2 - Total
2007	0,45%	-0,25%	0,08%	0,65%	0,47%	-0,72%	-0,62%	0,12%	0,19%	0,57%	0,10%	-0,34%	0,67%
2008	-0,58%	0,31%	-0,10%	0,05%	0,05%	-1,16%	-0,44%	0,30%	-1,11%	-1,08%	1,11%	0,83%	-1,83%
2009	-0,85%	-0,67%	0,46%	0,14%	0,20%	0,16%	0,69%	0,63%	0,98%	-0,56%	1,18%	-0,17%	2,18%
2010	-0,29%	0,31%	0,91%	0,72%	0,04%	0,46%	0,60%	0,85%	1,07%	0,15%	-0,51%	0,34%	4,74%
2011	-0,33%	0,59%	-0,26%	0,58%	0,49%	-0,23%	0,68%	-0,30%	-0,27%	0,44%	-0,29%	0,65%	1,75%
2012	0,72%	0,68%	-0,07%	0,81%	0,27%	-0,15%	0,89%	0,05%	0,08%	-0,34%	0,68%	-0,15%	3,51%
2013	0,85%	0,95%	0,97%	0,35%	-0,30%	-0,93%	0,91%	-0,89%	0,87%	1,27%	0,44%	0,05%	4,60%
2014	0,14%	1,24%	-0,37%	-0,17%	1,09%	0,18%	-0,38%	1,14%	-0,60%	0,17%	0,84%	-0,21%	3,10%
2015	1,26%	0,35%	0,08%	-0,52%	-0,11%	-1,36%	0,42%	-1,40%	0,30%	0,74%	0,25%	-1,09%	-1,11%
2016	0,44%	0,56%	0,38%	-0,36%	0,86%	0,70%	0,44%	-0,74%	0,12%	-0,98%	-0,34%	0,72%	1,80%
2017	-0,05%	1,30%	-0,10%	0,61%	0,22%	-0,51%	0,56%	0,48%	0,31%	1,63%	0,12%	-0,08%	4,57%
2018	1,58%	-1,03%	-0,20%	0,05%	0,57%	-0,46%	-0,03%	0,62%	-0,77%	-2,07%	0,07%	-0,10%	-1,80%
2019	1,00%	0,13%	1,43%	0,25%	-0,17%	1,21%	0,15%	1,17%	-0,61%	-0,22%	0,01%	-0,22%	4,18%
2020	1,37%	-0,50%	-0,91%	0,47%	0,33%	0,10%	0,60%	0,00%	-0,18%	-0,65%	0,90%	0,46%	1,98%
2021	-0,49%	-0,42%	0,80%	0,42%	0,35%	0,48%	1,11%	0,26%	-1,49%	0,69%	-0,44%	0,33%	1,59%
2022	-1,25%	-0,79%	-0,26%	-0,70%	-0,13%	-1,46%	0,85%	-1,12%	-0,98%	0,84%	0,92%	-1,07%	-5,08%
2023	0,63%	-0,33%	-0,54%	0,22%	-0,41%	0,97%	0,38%	-0,12%	-0,30%	-0,20%	1,09%	1,62%	3,02%
2024	-0,25%	-0,30%	1,09%	-0,49%	0,56%	0,01%	0,89%	-0,15%					1,35%

SEVEN CAPITAL MANAGEMENT

39 rue Marbeuf 75008 Paris – France – Tel. +33 1 42 33 04 05

Société par Actions Simplifiée SAS – Agrée par l’AMF N° GP 06000045 – Capital de 560 000 euros – RCS B 491 390 464

www.seven-cm.com

www.amf-france.org

Les performances passées ne sont pas un indicateur fiable des performances futures

Seven Force 10

“ There can be no sustainable, regular and controlled performance without risk management ”

	1	2	3	4	5	6	7	8	9	10	11	12	Seven Force 10 - Total
2007	1,61%	-1,39%	-0,08%	2,85%	1,99%	-1,62%	-2,28%	0,91%	2,16%	2,49%	-0,06%	-1,36%	5,18%
2008	-3,00%	0,67%	-0,26%	1,03%	-0,39%	-5,16%	-0,66%	0,62%	-4,52%	-5,07%	3,39%	3,75%	-9,65%
2009	-3,81%	-2,45%	2,81%	2,07%	2,15%	0,32%	3,23%	1,72%	3,49%	-2,24%	4,61%	-0,25%	11,88%
2010	-1,44%	1,42%	3,59%	2,05%	-0,16%	1,96%	2,78%	2,72%	4,66%	0,55%	-1,51%	1,11%	19,01%
2011	-1,75%	1,55%	-0,81%	1,72%	1,58%	-0,68%	2,65%	-1,75%	-1,48%	2,12%	-1,43%	1,91%	3,52%
2012	3,82%	3,04%	-0,50%	2,23%	-0,13%	0,49%	2,78%	0,17%	1,07%	-1,12%	2,72%	0,45%	15,95%
2013	2,71%	2,43%	3,06%	2,31%	-1,76%	-2,86%	2,79%	-3,11%	3,54%	4,29%	1,75%	-0,11%	15,70%
2014	-0,66%	3,93%	-0,33%	-0,54%	4,73%	1,26%	-0,68%	4,12%	-1,89%	1,74%	3,10%	-0,73%	14,66%
2015	4,68%	1,46%	-0,05%	-1,48%	-0,02%	-4,30%	0,82%	-6,23%	1,35%	2,91%	0,91%	-4,56%	-4,98%
2016	0,89%	1,29%	1,93%	-1,11%	3,58%	2,10%	2,27%	-2,03%	0,37%	-2,86%	-0,96%	2,34%	7,87%
2017	0,72%	4,49%	-0,12%	1,96%	1,31%	-1,45%	2,43%	1,32%	0,62%	6,89%	0,15%	0,24%	19,92%
2018	5,72%	-4,40%	-0,90%	1,21%	1,55%	-1,79%	1,14%	2,21%	-2,40%	-7,68%	1,51%	-1,72%	-6,06%
2019	4,22%	0,91%	5,92%	1,42%	-1,64%	4,82%	-0,97%	3,09%	-0,86%	0,48%	0,10%	-0,10%	18,44%
2020	3,07%	-2,02%	-5,66%	2,33%	2,26%	1,09%	2,50%	0,83%	-0,29%	-1,64%	6,15%	2,87%	11,55%
2021	-0,87%	-0,32%	2,41%	1,11%	1,39%	1,11%	2,96%	1,66%	-4,10%	2,76%	-2,50%	1,07%	6,64%
2022	-4,19%	-2,79%	-0,35%	-1,52%	0,08%	-3,64%	3,60%	-3,21%	-3,89%	3,09%	3,59%	-4,73%	-13,59%
2023	2,53%	-1,46%	-0,85%	0,82%	-0,32%	3,52%	0,79%	-1,47%	-1,37%	-2,02%	4,29%	4,67%	9,16%
2024	0,19%	0,33%	2,41%	-1,15%	0,89%	0,55%	1,69%	-0,46%					4,50%

SEVEN CAPITAL MANAGEMENT

39 rue Marbeuf 75008 Paris – France – Tel. +33 1 42 33 04 05

Société par Actions Simplifiée SAS – Agrée par l’AMF N° GP 06000045 – Capital de 560 000 euros – RCS B 491 390 464

www.seven-cm.com

www.amf-france.org

Les performances passées ne sont pas un indicateur fiable des performances futures

Main Features of the Ucits Fund : Seven Force 2

ISIN Code	• Class I: LU 2109939087 / Class P: LU 2109939160
Format	• SICAV Luxembourg UCITS
AMF Classification	• Diversified Flexible Fund
Strategy	• Absolute Return
Valuation	• Daily
Currency	• EUR – USD – CHF
Custodian	• CACEIS Bank Luxembourg – 5 Allée Scheffer – L2520 Luxembourg
Valuation Agent	• CACEIS Bank Luxembourg – 5 Allée Scheffer – L2520 Luxembourg
Auditors	• Deloitte Audit – 560 Rue Neudorf – L 2220 Luxembourg
Minimum Subscription	• Class I: EUR 1000 – USD 1000 – CHF 1000 / Class P: EUR 100 – USD 100 – CHF 100
Management Fees	• Class I: 0,60 % maximum / Class P: 0,90 % maximum
Performance Fees	• 10% Maximum over capitalized €STR- HWM

Main Features of the Ucits Fund : Seven Force 5

ISIN Code	• Class I: LU 1229132441/ Class P: LU 1229132797
Format	• SICAV Luxembourg UCITS
AMF Classification	• Diversified Flexible Fund
Strategy	• Absolute Return
Valuation	• Daily
Currency	• EUR – USD – CHF
Custodian	• CACEIS Bank Luxembourg – 5 Allée Scheffer – L2520 Luxembourg
Valuation Agent	• CACEIS Bank Luxembourg – 5 Allée Scheffer – L2520 Luxembourg
Auditors	• Deloitte Audit – 560 Rue Neudorf – L 2220 Luxembourg
Minimum Subscription	• Class I: EUR 1000 – USD 1000 – CHF 1000 / Class P: EUR 100 – USD 100 – CHF 100
Management Fees	• Class I: 1 % maximum / Class P: 1,50 % maximum
Performance Fees	• 10% Maximum over capitalized €STR- HWM

Main Features of the Ucits Fund : Seven Force 10

ISIN Code	<ul style="list-style-type: none"> • Class A: LU 2383069221 / Class P: LU 2383069494
Format	<ul style="list-style-type: none"> • SICAV Luxembourg UCITS
AMF Classification	<ul style="list-style-type: none"> • Diversified Flexible Fund
Strategy	<ul style="list-style-type: none"> • Absolute Return
Valuation	<ul style="list-style-type: none"> • Daily
Currency	<ul style="list-style-type: none"> • EUR – USD – CHF
Custodian	<ul style="list-style-type: none"> • CACEIS Bank Luxembourg – 5 Allée Scheffer – L2520 Luxembourg
Valuation Agent	<ul style="list-style-type: none"> • CACEIS Bank Luxembourg – 5 Allée Scheffer – L2520 Luxembourg
Auditors	<ul style="list-style-type: none"> • Deloitte Audit – 560 Rue Neudorf – L 2220 Luxembourg
Minimum Subscription	<ul style="list-style-type: none"> • Class I: EUR 1000 – USD 1000 – CHF 1000 / Class P: EUR 100 – USD 100 – CHF 100
Management Fees	<ul style="list-style-type: none"> • Class I: 1 % maximum / Class P: 1,50 % maximum
Performance Fees	<ul style="list-style-type: none"> • 10% Maximum over capitalized €STR- HWM

SEVEN CAPITAL MANAGEMENT

39 rue Marbeuf 75008 Paris – France – Tel. +33 1 42 33 04 05
 Société par Actions Simplifiée SAS – Agréée par l'AMF N° GP 06000045 – Capital de 560 000 euros – RCS B 491 390 464
www.seven-cm.com
www.amf-france.org

Les performances passées ne sont pas un indicateur fiable des performances futures



Legal information

This document was drafted by Seven Capital Management, a management company authorised by the AMF (French Financial Markets Authority - AMF, <http://www.amf-france.org>) in France on 13 September 2006 as a portfolio management company under number GP-06000045 with its registered office at 39, rue Marbeuf - 75008 Paris, France.

This document was prepared for information purposes only and does not represent an offer, a personalised recommendation or a solicitation to purchase the products or services presented in it. Investors are the sole judge of the validity of the transactions which they conclude.

Seven Capital Management cannot be held liable for any investment or disinvestment decision made on the basis of information contained on this site. The information, services and products presented are subject to change without notice.

The subscription of UCITS units or shares may entail a degree of risk. UCITS are neither guaranteed nor protected, their net asset value may increase or decrease depending on market fluctuations and it is possible that investors may not get back their original investment.

In addition, prior to any transaction, investors must:

- become familiar with the key investor information document and the prospectus for each UCITS, and understand the nature, characteristics and risks of the selected investment.
- ensure that the selected investments are appropriate, whether in terms of their financial situation, their investment objectives or the risks investors are prepared to accept.

Please note that results refer to simulated past performance and past performance is not an indication of future performance. Consequently, investment decisions must not be based primarily on past performance: other items outlined in the factsheet for each UCITS must be considered. The key investor information documents and the UCITS prospectuses presented may be obtained from Seven Capital Management on written request sent to info@seven-cm.com or from the company's website: www.seven-cm.com

Lastly, the taxation to which any investment in UCITS units or shares is subject depends on the individual circumstances of each investor. As such, investors are advised to consult their tax advisers.

Document for information purposes only and not contractually binding.

For further information please refer to the Prospectus, available for french and english speakers and KIID (Key Investor Information Document), available for french, english, german, spanish and italian speakers on our website : www.seven-cm.com. In Switzerland, the Fund appointed as representative Oligo Swiss Fund Services SA, Av. Villamont 17, 1005 Lausanne, Switzerland, Tel : +41 21 311 17 77, Email : info@oligofunds.ch. The fund's payment service in Switzerland is the Helvetische Bank.

SEVEN CAPITAL MANAGEMENT

39 rue Marbeuf, 75008 Paris - France - Tel. +33 1 42 33 04 05

Société par Actions Simplifiée SAS (Simplified limited company) - Authorised by the AMF under No. GP 06000045 - With capital of EUR 560,000 - Trade and Companies Register

www.seven-cm.com

www.amf-france.org

Past performance is not a reliable indicator of future performance



Appendix 1: Flex Index construction method

The Flex Index is a proprietary index consisting of 507 funds identified from Bloomberg's "FUND SCREENER" function and the following inclusion criteria:

1. Fund under French and Luxembourg laws
2. Fund existing since at least 1 January 2008
3. Fund with assets under management at the end of March 2015 of at least € 100 million
4. Fund denominated in euro
5. Only the performance of the fund with the most assets under management is retained
6. The Bloomberg classification of the fund is " MIXED ALLOCATION "

It is important to note that our selection suffers from a survivor bias, as it does not include the funds that were liquidated during the period 2008 - 2015, nor those that, due to their poor performance, fell below the € 100 million threshold of assets under management.

Thus, the Flex Index tends to outperform the actual performance of the Diversified / Flexible / Mixed / Balanced / Absolute Return / Heritage funds universe as a whole.

SEVEN CAPITAL MANAGEMENT

39 rue Marbeuf, 75008 Paris – France – Tel. +33 1 42 33 04 05

Société par Actions Simplifiée SAS (Simplified limited company) – Authorised by the AMF under No. GP 06000045 – With capital of EUR 560,000 – Trade and Companies Register

www.seven-cm.com

www.amf-france.org

Past performance is not a reliable indicator of future performance